

## **WEST TRAVIS COUNTY PUBLIC UTILITY AGENCY NOTICE OF SPECIAL MEETING**

**TO: THE BOARD OF DIRECTORS OF THE WEST TRAVIS COUNTY PUBLIC UTILITY AGENCY AND TO ALL OTHER INTERESTED PERSONS:**

Notice is hereby given that the Board of Directors of the West Travis County Public Utility Agency (“WTCPUA”) will hold a special meeting at 1:00 p.m. on Thursday, September 1, 2022 at Bee Cave City Hall, 4000 Galleria Parkway, Bee Cave, Texas.

The following matters will be considered and may be acted upon at the meeting.

*Public comments will be accepted only during designated portions of the Board meeting. Citizens wishing to address the Board should complete the Public Comment Form provided at the entrance to the meeting room so they may be recognized to speak. Speakers will be limited to three minutes to facilitate the opportunity to comment by all those so interested and to support the orderly flow of the meeting.*

**I. CALL TO ORDER**

**II. ESTABLISH QUORUM**

**III. PUBLIC COMMENT**

**IV. CONSENT AGENDA**

**A. Approve proposals for:**

- 1. HSP 3 Pump & Motor, Austin Armature Works, LP, \$72,394.15;**
- 2. Lift Station #14, Pump #1, Xylem Water Solutions USA, Inc., \$60,231.00;**
- 3. Lift Station #17, Pump #2, Xylem Water Solutions USA, Inc. \$40,516.00;**
- 4. Pump Station #7, Pump #4 Control Valve, Fluid Meter Service, \$26,750.00.**

**B. Approve payment of invoices, including:**

- 1. Dedicated Controls, LLC, \$49,817.50.**

**C. Approve Quarterly Investment Report.**

**D. Approve Annual Review of Investment Policy.**

**E. Ratify Contractor Pay Requests (paid in July, 2022):**

- 1. Preload, LLC, Pay Application #7, \$71,902.61, Hamilton Pool Road GST 2;**

2. **DN Tanks, Inc., Pay Application #19 and Final, \$81,076.72.**

**F. Approve Contractor Pay Requests including:**

1. **Preload, LLC, Pay Application #8, \$31,899.78, Hamilton Pool Road GST 2;**
2. **G Creek Construction, Inc., Pay Application #3, \$177,490.63, Permanganate Chemical Feed Relocation;**
3. **B-5 Construction Co., Inc., Pay Application #2, \$98,252.24, County Line 1420 Pump Station Upgrades;**
4. **S.J. Louis Construction of Texas Ltd., Pay Application #1, \$684,067.68, 1080 24" Transmission Main-Segment A;**
5. **Process Wastewater Technologies, Pay Application #1, \$70,580.00, Water Treatment Plant Solids Dewatering Equipment;**
6. **TTE, LLC, Pay Application #2, \$92,379.84, West Bee Cave Pump Station Upgrade.**

**V. NEW BUSINESS**

- A. **Discuss, consider and take action on FY2023 Budget (J. Smith).**  
*(This item may be taken into Executive Session under the consultation with attorney exception).*
- B. **Discuss, consider and take action on WTCPUA Organizational Chart (J. Smith).**
- C. **Discuss, consider and take action regarding 2022 Rate Study (J. Riechers).**  
*(This item may be taken into Executive Session under the consultation with attorney exception).*
- D. **Discuss, consider and take action on Order Amending WTCPUA's Wholesale Water and Wastewater Rates (J. Riechers)**
- E. **Discuss, consider and take action on WTCPUA Drought Contingency Plan revisions (J. Riechers).**
- F. **Discuss, consider and take action on WTCPUA Administrative Financial Policies (J. Smith).**
- G. **Discuss, consider and take action on proposal from Murfee Engineering Company for Engineering Services for Construction of 290 Parallel Water Transmission Main.**

**VI. ADJOURNMENT**

Dated: August 26, 2022

*Jennifer Riechers*

Jennifer Riechers

WTCPUA General Manager

\*\*\*\*\*

The Board of Directors may go into Executive Session, if necessary, pursuant to the applicable section of Subchapter D, Chapter 551, Texas Government Code, of the Texas Open Meetings Act, on any of the above matters under the following sections: Texas Government Code Ann. 551.071 – Consultation with Attorney; Texas Government Code Ann. 551.072 – Real and Personal Property; Texas Government Code Ann. 551.074 – Personnel Matters. No final action, decision, or vote will be taken on any subject or matter in Executive Session.

The West Travis County Public Utility Agency is committed to compliance with the Americans with Disabilities Act. Reasonable modifications and equal access to communications will be provided upon request. Please call Jennifer Riechers, General Manager at (512) 263-0100 for information.

## **IV. CONSENT AGENDA**

# ITEM A



PENTAIR FLOW TECHNOLOGIES  
Fairbanks Nijhuis  
+1.913.371.5000 main  
+1.913.371.4025 fax  
3601 Fairbanks Avenue  
P.O. Box 6999  
Kansas City, KS 66106  
United States  
[www.fairbanksnijhuis.com](http://www.fairbanksnijhuis.com)

July 19, 2022

RE: Pentair Fairbanks representation

To Whom It May Concern:

This letter is to advise you that Dynamic Pump Systems (a division of Austin Armature Works), located at 496 Commercial Drive, Buda, TX 78610, is the authorized sole-source distributor for Pentair Fairbanks Nijhuis products for the following markets and counties in Texas:

**PRODUCTS:** Pentair Fairbanks-Nijhuis

**MARKET:** Municipal

**GEOGRAPHY:** Wilson, Lampasas, Burnet, Williamson, Val Verde, Crockett, Irion, Tom Green, Concho, McCulloch, San, Saba, Mills, Coryell, Robertson, Brazos, Washington, Austin, Colorado, Lavaca, DeWitt, Goliad, Refugio, Aransas, Schleicher, Sutton, Menard, Kimble, Mason, Llano, Bell, Falls, Milam, Burleson, Lee, Fayette, Gonzales, Guadalupe, Caldwell, Bastrop, Travis, Hays, Comal, Kendall, Blanco, Gillespie, Edwards, Real, Kerr, Bandera, Medina, Uvalde, Kinney, Maverick, Zavala, Dimmit, La Salle, Webb, Frio, Bexar, Atascosa, Karnes, Bee, Live Oak, McMullen, Duval, Zapata, Jim Hogg, Starr, Hidalgo, Cameron, Willacy, Kenedy, Brooks, Jim Wells, Kleberg, Nueces, San Patricio

This agreement gives them the right to exclusively promote and sell Pentair Fairbanks Engineered Products for the municipal market in the geography listed above.

Please direct any inquiries or orders directly to Dynamic Pump Systems. If you have any additional questions or need any further information please feel free to contact me directly at [ed.guffee@pentair.com](mailto:ed.guffee@pentair.com).

Regards,

Ed Guffee  
National Sales Manager, Municipal Products  
Pentair C&IF



Austin Armature Works, LP  
496 Commercial drive, Buda, TX 78610  
Phone (512)312 0088 Fax (512)312 0988

# Quote

## Contact

Mike Sarot

## Customer Number

002354

## Quote Date

7/18/2022

## Quote Number

NSQ18796

## Quote To:

WEST TRAVIS COUNTY PUA  
13215 BEE CAVE PKWY  
BLDG B STE 110  
BEE CAVE, TX 78738  
(512) 897-7898 x

## Ship To:

WEST TRAVIS COUNTY PUA  
13215 BEE CAVE PKWY  
BLDG B STE 110  
BEE CAVE, TX 78738  
(512) 897-7898 x

## FOB

## Ship Via

AAW Delivery

## Terms

Net 30

## Quoted By

MARK SCHULTE

## Customer RFQ

## Customer PO

Product ID	Qty	Description	Sales Price	Total
	1	Pentair 2824 Split Case Pump 4050 GPM 230 TDH Mechanical Seal For Potable Water applications with Chlorinated water Impeller Material: Nickel Aluminum Bronze Sleeve Material: 400 SS Case Wear Ring Material: 416 SS Impeller Wear Ring Material: 416 SS Crane Type 21 Mechanical Seals Bearing Housing: Grease Lubricated Base and Coupling		
EP3004	1	TECO 300 hp, 1,800 rpm, 460 Volts, 3 Phase, Max-E1, Frame: 447/449T, TEFC, Foot Mounted		
Freight	1	Freight/Delivery		

Due to the Volatility of the Current Market Quotes are only Valid for 15 days until further notice.

Subtotal:	72,394.15
Freight:	0.00
Other:	0.00
0.0000 % Sales Tax 1:	0.00
0.0000 % Sales Tax 2:	0.00
Total:	72,394.15

SIGNATURE: \_\_\_\_\_

DATE: \_\_\_\_\_

PO# ( IF NOT ALREADY ISSUED ):







**Xylem Water Solutions USA, Inc.  
Flygt Products**

June 23, 2022

4965 Eisenhower Rd. #102  
San Antonio, TX 78218  
Tel  
Fax

WEST TRAVIS CNTY PUB UTLTY AGC  
12117 BEE CAVE RD  
BLDG 3 SUITE 120  
AUSTIN TX 78738

Quote # 2022-SNT-0234  
Project Name: West Travis County  
Job Name: 3201.180-1210001- pump

Xylem Water Solutions USA, Inc. is pleased to provide a quote for the following Flygt equipment.

**Pump**

Qty	Part Number	Description	Unit Price	Extended Price
1	3202.185-0145	Flygt Model NP-3202.185 6" volute Submersible pump equipped with a 460 Volt / 3 phase / 60 Hz 60 HP 1750 RPM motor, 460 impeller, 1 x 50 Ft. length of SUBCAB 4G25+S(2x0,5) submersible cable, FLS leakage detector, volute is prepared for Flush Valve	\$ 57,704.00	\$ 57,704.00

**Total Price** **\$ 57,704.00**

**Freight Charge** **\$ 2,527.00**

**Total Price** **\$ 60,231.00**

**Terms & Conditions**

This order is subject to the Standard Terms and Conditions of Sale – Xylem Americas effective on the date the order is accepted which terms are available at <http://www.xyleminc.com/en-us/Pages/terms-conditions-of-sale.aspx> and incorporated herein by reference and made a part of the agreement between the parties.

**Purchase Orders:** Please make purchase orders out to: Xylem Water Solutions USA, Inc.

**Freight Terms:** 3 DAP - Delivered At Place 08 - Jobsite (per Incoterms 2020)



See Freight Payment (Delivery Terms) below.

**Taxes:** State, local and other applicable taxes are not included in this quotation.

**Back Charges:** Buyer shall not make purchases nor shall Buyer incur any labor that would result in a back charge to Seller without prior written consent of an authorized employee of Seller.

**Shortages:** Xylem will not be responsible for apparent shipment shortages or damages incurred in shipment that are not reported within two weeks from delivery to the jobsite. Damages should be noted on the receiving slip and the truck driver advised of the damages. Please contact our office as soon as possible to report damages or shortages so that replacement items can be shipped and the appropriate claims made.

**Terms of Delivery:** PP/Add Order Position

**Validity:** This Quote is valid for thirty (30) days.

**Terms of Payment:** 100% N30 after invoice date.

Xylem's payment shall not be dependent upon Purchaser being paid by any third party unless Owner denies payment due to reasons solely attributable to items related to the equipment being provided by FLYGT.

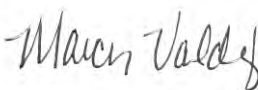
**Exclusions:** This Quote includes only the items listed specified above.

**Schedule:** Please consult your local Flygt Branch Office to get fabrication and delivery lead times.

**COVID 19:** Delivery lead-times may be impacted by the current COVID-19 virus pandemic relative to transportation logistics.

Thank you for the opportunity to provide this quotation. Please contact us if there are any questions.

Sincerely,



Anthony Stone  
Aftermarket Sales Representative  
Phone: 210/946-7867 Ext. 719  
Cell: 210/831-2034  
anthony.stone@xylem.com  
Fax: 210/651-3057

Marcos Valdez  
Customer Service Specialist  
Phone: 361-403-7009

Marcos.Valdez@xylem.com





**Customer Acceptance**

This order is subject to the Standard Terms and Conditions of Sale – Xylem Americas effective on the date the order is accepted which terms are available at <http://www.xyleminc.com/en-us/Pages/terms-conditions-of-sale.aspx> and incorporated herein by reference and made a part of the agreement between the parties.

A signed copy of this Quote is acceptable as a binding contract.

**Purchase Orders:** Please make purchase orders out to: Xylem Water Solutions USA, Inc.

Quote #: 2022-SNT-0234  
Customer Name: WEST TRAVIS CNTY PUB UTLTY AGC  
Job Name: 3201.180-1210001- pump  
Total Amount: \$ 57,704.00  
(excluding freight)

Signature: _____	Name: _____ (PLEASE PRINT)
Company/Utility: _____	PO: _____
Address: _____	Date: _____
_____	Phone: _____
_____	Email: _____
_____	Fax: _____



Anthony Stone  
Aftermarket Sales

**Xylem Water Solutions U.S.A.  
Inc**  
Flygt Products

4965 Eisenhower Rd., Ste 102,  
Windcrest, Texas 78218  
210/648-9102

June 23, 2022

WEST TRAVIS COUNTY PUBLIC UTILITY AGENCY

Subject: Sole Source Letter on Pumps, Mixers and Controls

To Whom It May Concern,

Please be advised that Xylem Water Solutions U.S.A. Inc. Flygt Products, 4965 Eisenhower Rd., Ste 102, Windcrest, Texas 78218, is the sole distributor for Flygt Submersible Pumps & Mixers and the sole provider of factory authorized parts and service for these products in the Central Texas area.

Should you need any further information or assistance, please contact our office at 210-648-9102

Thank you and best regards,

ANTHONY STONE  
Aftermarket Sales Representative – Flygt Products, USA  
210-831-2034  
4965 Eisenhower Road Suite#102 San Antonio, Tx. 78218  
anthony.stone@xylem.com





**Xylem Water Solutions USA, Inc.  
Flygt Products**

June 23, 2022

4965 Eisenhower Rd. #102  
San Antonio, TX 78218  
Tel  
Fax

WEST TRAVIS CNTY PUB UTLTY AGC  
12117 BEE CAVE RD  
BLDG 3 SUITE 120  
AUSTIN TX 78738

Quote # 2022-SNT-0233  
Project Name: West Travis County  
Job Name: 3171.185-0091 pump

Xylem Water Solutions USA, Inc. is pleased to provide a quote for the following Flygt equipment.

**Pump**

Qty	Part Number	Description	Unit Price	Extended Price
1	3171.185-0091	Flygt Model NP-3171.185 4" volute Submersible pump equipped with a 460 Volt / 3 phase / 60 Hz 35 HP 3550 RPM motor, 275 impeller, 1 x 50 Ft. length of SUBCAB 4G10+S(2x0,5) submersible cable, FLS leakage detector, volute is prepared for Flush Valve	\$ 38,816.00	\$ 38,816.00

**Total Price** **\$ 38,816.00**

**Freight Charge** **\$ 1,700.00**

**Total Price** **\$ 40,516.00**

**Terms & Conditions**

This order is subject to the Standard Terms and Conditions of Sale – Xylem Americas effective on the date the order is accepted which terms are available at <http://www.xyleminc.com/en-us/Pages/terms-conditions-of-sale.aspx> and incorporated herein by reference and made a part of the agreement between the parties.

**Purchase Orders:** Please make purchase orders out to: Xylem Water Solutions USA, Inc.

**Freight Terms:** 3 DAP - Delivered At Place 08 - Jobsite (per Incoterms 2020)



See Freight Payment (Delivery Terms) below.

**Taxes:** State, local and other applicable taxes are not included in this quotation.

**Back Charges:** Buyer shall not make purchases nor shall Buyer incur any labor that would result in a back charge to Seller without prior written consent of an authorized employee of Seller.

**Shortages:** Xylem will not be responsible for apparent shipment shortages or damages incurred in shipment that are not reported within two weeks from delivery to the jobsite. Damages should be noted on the receiving slip and the truck driver advised of the damages. Please contact our office as soon as possible to report damages or shortages so that replacement items can be shipped and the appropriate claims made.

**Terms of Delivery:** PP/Add Order Position

**Validity:** This Quote is valid for thirty (30) days.

**Terms of Payment:** 100% N30 after invoice date.

Xylem's payment shall not be dependent upon Purchaser being paid by any third party unless Owner denies payment due to reasons solely attributable to items related to the equipment being provided by FLYGT.

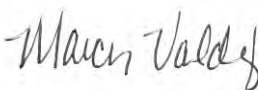
**Exclusions:** This Quote includes only the items listed specified above.

**Schedule:** Please consult your local Flygt Branch Office to get fabrication and delivery lead times.

**COVID 19:** Delivery lead-times may be impacted by the current COVID-19 virus pandemic relative to transportation logistics.

Thank you for the opportunity to provide this quotation. Please contact us if there are any questions.

Sincerely,



Anthony Stone  
Aftermarket Sales Representative  
Phone: 210/946-7867 Ext. 719  
Cell: 210/831-2034  
anthony.stone@xylem.com  
Fax: 210/651-3057

Marcos Valdez  
Customer Service Specialist  
Phone: 361-403-7009

Marcos.Valdez@xylem.com





**Customer Acceptance**

This order is subject to the Standard Terms and Conditions of Sale – Xylem Americas effective on the date the order is accepted which terms are available at <http://www.xyleminc.com/en-us/Pages/terms-conditions-of-sale.aspx> and incorporated herein by reference and made a part of the agreement between the parties.

A signed copy of this Quote is acceptable as a binding contract.

**Purchase Orders:** Please make purchase orders out to: Xylem Water Solutions USA, Inc.

Quote #: 2022-SNT-0233  
Customer Name: WEST TRAVIS CNTY PUB UTLTY AGC  
Job Name: 3171.185-0091 pump  
Total Amount: \$ 38,816.00  
(excluding freight)

Signature: \_\_\_\_\_ Name: \_\_\_\_\_  
(PLEASE PRINT)

Company/Utility: \_\_\_\_\_ PO: \_\_\_\_\_

Address: \_\_\_\_\_ Date: \_\_\_\_\_

\_\_\_\_\_  
Phone: \_\_\_\_\_

\_\_\_\_\_  
Email: \_\_\_\_\_

\_\_\_\_\_  
Fax: \_\_\_\_\_





Anthony Stone  
Aftermarket Sales

**Xylem Water Solutions U.S.A.  
Inc**  
Flygt Products

4965 Eisenhower Rd., Ste 102,  
Windcrest, Texas 78218  
210/648-9102

June 23, 2022

WEST TRAVIS COUNTY PUBLIC UTILITY AGENCY

Subject: Sole Source Letter on Pumps, Mixers and Controls

To Whom It May Concern,

Please be advised that Xylem Water Solutions U.S.A. Inc. Flygt Products, 4965 Eisenhower Rd., Ste 102, Windcrest, Texas 78218, is the sole distributor for Flygt Submersible Pumps & Mixers and the sole provider of factory authorized parts and service for these products in the Central Texas area.

Should you need any further information or assistance, please contact our office at 210-648-9102

Thank you and best regards,

ANTHONY STONE  
Aftermarket Sales Representative – Flygt Products, USA  
210-831-2034  
4965 Eisenhower Road Suite#102 San Antonio, Tx. 78218  
anthony.stone@xylem.com



Water Meters  
Control Valves  
Ultrasonic Meters  
Backflow Preventers

**Fax: 1-512-258-4386**

**www.Fluidmeterusa.com**

Austin, TX 78729

### \* Rebuilding of Meters

WTC PUA

Quote

REQ BY Michael Sarot

**PHONE**

PO#

DATE \_\_\_\_\_

**DATE WANTED**

4-25-22

**WARRANTY:**[illegible]

REMARKS

### Material Transfer Information

Pick Up By \_\_\_\_\_ Date \_\_\_\_\_

Delivery By \_\_\_\_\_

Received By \_\_\_\_\_ Date \_\_\_\_\_

## **ITEM B**



## West Travis County Public Utility Agency

# Check Report

By Check Number

Date Range: 06/01/2022 - 06/30/2022

Vendor Number	Vendor Name	Payment Date	Payment Type	Discount Amount	Payment Amount	Number
Payable #	Payable Type	Post Date	Payable Description	Discount Amount	Payable Amount	
<b>Bank Code: AP Bank-AP Bank</b>						
00825	Hill Country Texas Galleria, LLC	06/02/2022	EFT	0.00	16,501.12	78
<a href="#">110806012022</a>	Invoice	06/01/2022	Lease Expense	0.00	16,501.12	
02784	Preload LLC, Inc	06/02/2022	EFT	0.00	358,370.88	80
<a href="#">Hamilton Pool Ro</a>	Invoice	05/11/2022	Hamilton Pool Road GST #2- Pay Applicati	0.00	358,370.88	
02764	Malone Wheeler, Inc	06/10/2022	EFT	0.00	3,347.50	82
<a href="#">22042</a>	Invoice	05/26/2022	Effluent Management Master Plan	0.00	3,347.50	
01625	Payton Construction, Inc.	06/24/2022	EFT	0.00	89,324.05	83
<a href="#">County Line1308</a>	Invoice	06/16/2022	County Line1308 PS 1340 Conversion-Pay	0.00	89,324.05	
02784	Preload LLC, Inc	06/24/2022	EFT	0.00	156,126.59	84
<a href="#">Hamilton Pool Ro</a>	Invoice	06/16/2022	Hamilton Pool Road GST #2- Pay Applicati	0.00	156,126.59	
00016	Ace Contractor Supply	06/01/2022	Regular	0.00	942.68	3986
<a href="#">152091</a>	Invoice	05/11/2022	LM Supplies for Trucks and Consumables	0.00	942.68	
00018	ACT Pipe & Supply	06/01/2022	Regular	0.00	437.43	3987
<a href="#">S100806502.001</a>	Invoice	05/10/2022	LM Supplies for WO #2477	0.00	437.43	
00104	Arbor Car Wash	06/01/2022	Regular	0.00	18.00	3988
<a href="#">172</a>	Invoice	04/30/2022	Carwash/Detail/Lube Services 4/30/2022	0.00	18.00	
00130	AT&T Mobility-CC	06/01/2022	Regular	0.00	855.00	3989
<a href="#">YRB042022</a>	Invoice	05/24/2022	SCADA System Cellular Network 4/19/22-	0.00	855.00	
02767	Bohls Bearing & Power Transmission Service	06/01/2022	Regular	0.00	16.53	3990
<a href="#">62431</a>	Invoice	05/13/2022	EMD Supplies for WO#2510	0.00	16.53	
00245	Brenntag Southwest Inc.	06/01/2022	Regular	0.00	14,737.50	3991
<a href="#">BSW385276</a>	Invoice	05/23/2022	Chlorine for Lakepointe WWTP	0.00	1,687.50	
<a href="#">BSW385277</a>	Invoice	05/23/2022	Chlorine for Bohls WWTP	0.00	1,350.00	
<a href="#">BSW385993</a>	Invoice	05/25/2022	Chlorine for WTP	0.00	11,700.00	
00447	Core & Main LP	06/01/2022	Regular	0.00	810.48	3992
<a href="#">Q856362</a>	Invoice	05/13/2022	LM Supplies for WO #2477	0.00	373.53	
<a href="#">Q860254</a>	Invoice	05/13/2022	LM Tools for Trucks 2201, 802 W Truck 50	0.00	436.95	
00573	DN Tanks, Inc	06/01/2022	Regular	0.00	8,900.81	3993
<a href="#">Southwest Parkw</a>	Invoice	04/28/2022	Southwest Parkway GST 2 - Pay App 18	0.00	8,900.81	
02516	ECocare	06/01/2022	Regular	0.00	315.00	3994
<a href="#">40650</a>	Invoice	05/20/2022	Janitorial Service - June 2022	0.00	315.00	
00686	Ferguson Enterprises, Inc.	06/01/2022	Regular	0.00	2,348.57	3995
<a href="#">1176697</a>	Invoice	05/18/2022	Consumables for LM	0.00	772.87	
<a href="#">1176728</a>	Invoice	05/18/2022	Meter Boxes for LM County Line	0.00	1,575.70	
00706	G Creek Inc	06/01/2022	Regular	0.00	19,533.21	3996
<a href="#">Permanganate Ch</a>	Invoice	05/03/2022	Permanganate Chemical Feed Relocation-	0.00	19,533.21	
00752	Grainger	06/01/2022	Regular	0.00	70.78	3997
<a href="#">9307545153</a>	Invoice	05/10/2022	EMD Supplies for WO #2535	0.00	593.84	
<a href="#">9311354014</a>	Credit Memo	05/13/2022	Return Quick Exhaust Solenoid Valve WO	0.00	-427.20	
<a href="#">9311354022</a>	Credit Memo	05/13/2022	Return Electro - Mechanical Hour Meter E	0.00	-95.86	
00771	Guardian Industrial Supply LLC	06/01/2022	Regular	0.00	244.80	3998

## Check Report

Date Range: 06/01/2022 - 06/30/2022

Vendor Number	Vendor Name	Payment Date	Payment Type	Discount Amount	Payment Amount	Number
Payable #	Payable Type	Post Date	Payable Description	Discount Amount	Payable Amount	
<a href="#">077031</a>	Invoice	05/13/2022	EMD Supplies for WO #2544	0.00	244.80	
00784	Halff Associates, Inc.	06/01/2022	Regular	0.00	2,697.44	3999
<a href="#">10073192</a>	Invoice	05/23/2022	Engineering Review - Bannockburn Churc	0.00	1,273.56	
<a href="#">10073193</a>	Invoice	05/23/2022	Engineering Review - Parten Ranch PH3	0.00	708.88	
<a href="#">10073194</a>	Invoice	05/23/2022	Engineering Review - Julep Commerical P	0.00	715.00	
00841	Hydro Source Services, Inc	06/01/2022	Regular	0.00	625.00	4000
<a href="#">5162</a>	Invoice	05/04/2022	EMD Service Call LS#11 WO #2508	0.00	625.00	
00842	HydroPro Solutions, LLC	06/01/2022	Regular	0.00	357.12	4001
<a href="#">0019589-IN</a>	Invoice	05/24/2022	DMMW Truck Chargers w/ DC Adapter	0.00	357.12	
00866	J & K Utility Services	06/01/2022	Regular	0.00	6,536.00	4002
<a href="#">6103</a>	Invoice	05/12/2022	Replace 1"Poly Sensing Supply Line@ PS #	0.00	6,536.00	
01434	McCoy's Building Supply	06/01/2022	Regular	0.00	200.81	4003
<a href="#">6976502</a>	Invoice	05/13/2022	LM Consumables for Truck 2202	0.00	47.95	
<a href="#">6976503</a>	Credit Memo	05/13/2022	Return Grit Zircona Disc 8"80 Truck#2202	0.00	-29.97	
<a href="#">6976504</a>	Invoice	05/13/2022	LM Consumables for Truck #2202	0.00	29.97	
<a href="#">6976659</a>	Invoice	05/17/2022	EMD Supplies for WO #2512	0.00	26.97	
<a href="#">6976729</a>	Invoice	05/18/2022	Supplies for WO #2555	0.00	1.50	
<a href="#">6976767</a>	Invoice	05/18/2022	LM Stock Supplies	0.00	37.97	
<a href="#">7484555</a>	Invoice	05/16/2022	EMD Supplies for WO #2498	0.00	36.97	
<a href="#">7485254</a>	Invoice	05/24/2022	EMD Materials for WO#2049	0.00	32.46	
<a href="#">7485459</a>	Invoice	05/26/2022	EMD Materials for WO#2049	0.00	16.99	
02681	Momar	06/01/2022	Regular	0.00	2,250.64	4005
<a href="#">PSI446690</a>	Invoice	05/11/2022	Passage/Degreaser for LS14	0.00	2,250.64	
02681	Momar	06/01/2022	Regular	0.00	2,973.85	4006
<a href="#">PSI447333</a>	Invoice	05/13/2022	WW Chemicals-MountainFresh	0.00	2,973.85	
02681	Momar	06/01/2022	Regular	0.00	1,125.32	4007
<a href="#">PSI447092</a>	Invoice	05/11/2022	Passage/Degreaser for LS14	0.00	1,125.32	
01543	Murfee Engineering Company Inc.	06/01/2022	Regular	0.00	96,262.96	4008
<a href="#">46105</a>	Invoice	04/12/2022	Bohls WWTP Exp Design, Approval & Cons	0.00	25,009.75	
<a href="#">46106</a>	Invoice	05/17/2022	1080 Transmission Main Esmts Design, Ap	0.00	3,152.75	
<a href="#">46108</a>	Invoice	04/12/2022	Permanganate Injection Relocation	0.00	2,255.38	
<a href="#">46115</a>	Invoice	04/12/2022	SW Pkwy PS GST No. 2	0.00	2,388.45	
<a href="#">46284</a>	Invoice	05/13/2022	Ledgestone Terrace Apartments SER	0.00	1,950.00	
<a href="#">46414</a>	Invoice	05/13/2022	Wastewater Solids Management Master P	0.00	306.25	
<a href="#">46417</a>	Invoice	05/13/2022	SW Pkwy PS GST No. 2	0.00	405.00	
<a href="#">46418</a>	Invoice	05/13/2022	County Line 1420 PS Upgrades	0.00	660.00	
<a href="#">46420</a>	Invoice	05/13/2022	Water Distribution System Model Update	0.00	1,848.75	
<a href="#">46422</a>	Invoice	05/13/2022	Fitzhugh Rd Water Main Relocation Desig	0.00	230.00	
<a href="#">46424</a>	Invoice	05/13/2022	Uplands WTP 5 MGD Expansion - CIP	0.00	15,262.50	
<a href="#">46426</a>	Invoice	05/13/2022	General Eng Services FYE 9/30/2022	0.00	20,450.38	
<a href="#">46427</a>	Invoice	05/13/2022	Hwy 290 Parallel Water Trans Main Prelim	0.00	8,052.50	
<a href="#">46429</a>	Invoice	05/13/2022	11071 Fitzhugh	0.00	1,650.00	
<a href="#">46431</a>	Invoice	05/13/2022	HEB #33 (Nuttty Brown Rd) SER	0.00	437.50	
<a href="#">46432</a>	Invoice	05/13/2022	SER for 8921 Hwy 290 W	0.00	1,950.00	
<a href="#">46433</a>	Invoice	05/13/2022	Julep Commercial Park SER	0.00	375.00	
<a href="#">46434</a>	Invoice	05/13/2022	Parten Ranch Ph 4	0.00	1,787.50	
<a href="#">46452</a>	Invoice	05/16/2022	HPR Phase II Mud 22 Coordination	0.00	7,540.00	
<a href="#">46455</a>	Invoice	05/16/2022	County Line 1340 PS Design, Approval & C	0.00	507.50	
<a href="#">46457</a>	Invoice	05/16/2022	Uplands WTP Expansion Site Permit Modi	0.00	43.75	
01654	PostNet TX144	06/01/2022	Regular	0.00	16.22	4010
<a href="#">535545</a>	Invoice	05/17/2022	April Monthly Effluent Reports to TCEQ	0.00	16.22	
01665	PSI-Pump Solutions, Inc	06/01/2022	Regular	0.00	1,885.00	4011

## Check Report

Date Range: 06/01/2022 - 06/30/2022

Vendor Number	Vendor Name	Payment Date	Payment Type	Discount Amount	Payment Amount	Number
Payable #	Payable Type	Post Date	Payable Description	Discount Amount	Payable Amount	
<a href="#">2022-0574</a>	Invoice	05/23/2022	EMD Pump Repaired @ WTP - HSP #4 WO	0.00	1,885.00	
02795	Qro Mex Construction Co., Inc	06/01/2022	Regular	0.00	167,777.47	4012
<a href="#">1340 Conversion</a>	Invoice	05/12/2022	1340 Conversion Sawyer Ranch Rd - Pay A	0.00	167,777.47	
01707	Ready Refresh	06/01/2022	Regular	0.00	127.91	4013
<a href="#">02E0126896174</a>	Invoice	05/18/2022	Water Delivery & Rental Fees	0.00	127.91	
01707	Ready Refresh	06/01/2022	Regular	0.00	-127.91	4013
01911	Silver Electric and Solar	06/01/2022	Regular	0.00	4,940.03	4014
<a href="#">10017948</a>	Invoice	05/26/2022	Electrical Work@WTP Unit #1 Turbidity Bl	0.00	2,325.00	
<a href="#">10017962</a>	Invoice	05/13/2022	Electrical Work @ WTP WO #2548	0.00	2,615.03	
02013	Techline Pipe, LP	06/01/2022	Regular	0.00	1,101.82	4015
<a href="#">1118748-01</a>	Invoice	05/18/2022	LM Stock Supplies	0.00	1,101.82	
02027	Texas Community Propane, Ltd	06/01/2022	Regular	0.00	26.02	4016
<a href="#">FAL01618 5/22</a>	Invoice	05/19/2022	Gas Expense 3925 Sugarloaf Dr	0.00	26.02	
02081	TML MultiState Intergovernmental EBP	06/01/2022	Regular	0.00	32,948.61	4017
<a href="#">PWESTTR12206</a>	Invoice	06/01/2022	Employee Benefits - June 2022	0.00	32,948.61	
02108	Travis County MUD No 16	06/01/2022	Regular	0.00	32,016.04	4018
<a href="#">2022.05</a>	Invoice	05/31/2022	Wastewater Billing Collections	0.00	32,016.04	
02138	United Site Services of Texas, Inc.	06/01/2022	Regular	0.00	343.38	4019
<a href="#">INV-00703299</a>	Invoice	05/11/2022	Bee Cave EST	0.00	343.38	
02174	Waste Management of Texas	06/01/2022	Regular	0.00	1,399.22	4020
<a href="#">0151720-2161-8</a>	Invoice	05/24/2022	Garbage Service 6/1/2022 - 6/30/2022	0.00	1,399.22	
02177	Wastewater Transport Services, LLC	06/01/2022	Regular	0.00	28,029.44	4021
<a href="#">11116782</a>	Invoice	04/01/2022	Sludge Disposal - WTP	0.00	8,941.14	
<a href="#">11117173</a>	Invoice	04/26/2022	Emergency Service - LS #22	0.00	15,068.18	
<a href="#">11117426</a>	Invoice	05/10/2022	Lift Station Cleaning - Bohls WWTP	0.00	1,340.04	
<a href="#">11117427</a>	Invoice	05/10/2022	Lift Station Cleaning - LS#17 Falconhead 2	0.00	1,206.04	
<a href="#">11117428</a>	Invoice	05/10/2022	Lift Station Cleaning - Lakepointe WWTP	0.00	1,474.04	
02763	Zane Furr	06/01/2022	Regular	0.00	7,880.00	4022
<a href="#">ZF 2022-05</a>	Invoice	05/23/2022	Monthly Grounds Maintenance - May 202	0.00	7,880.00	
00102	Aqua-Tech Laboratories, Inc	06/09/2022	Regular	0.00	182.20	4053
<a href="#">56786-1</a>	Invoice	02/28/2022	January 2022 Analysis - Lakepointe WWT	0.00	0.45	
<a href="#">58416</a>	Invoice	05/30/2022	April 2022 Analysis - WTP	0.00	181.75	
02771	Capital Surveying Company, Inc	06/09/2022	Regular	0.00	12,750.00	4055
<a href="#">CSCI-103291</a>	Invoice	04/01/2022	1080 Transmission Main Project	0.00	3,240.00	
<a href="#">CSCI-103320</a>	Invoice	04/30/2022	1080 Transmission Main Project	0.00	2,010.00	
<a href="#">CSCI-103343</a>	Invoice	05/31/2022	1080 Transmission Main Project	0.00	7,500.00	
00447	Core & Main LP	06/09/2022	Regular	0.00	955.00	4056
<a href="#">Q990728</a>	Invoice	06/07/2022	LM Stock Supplies	0.00	955.00	
00457	CP&Y	06/09/2022	Regular	0.00	1,447.16	4057
<a href="#">1800076.00-44</a>	Invoice	06/06/2022	Uplands WTP Trident/Office Building & Hi	0.00	1,447.16	
00686	Ferguson Enterprises, Inc.	06/09/2022	Regular	0.00	345.99	4058
<a href="#">1176870</a>	Invoice	05/18/2022	Shovels for LM Truck # 2202 & 802	0.00	75.90	
<a href="#">1176871</a>	Invoice	05/19/2022	Shovels for LM Truck # 702 & 2201	0.00	75.90	
<a href="#">1176872</a>	Invoice	05/23/2022	Shovels for Truck 507 & LM Warehouse	0.00	75.90	
<a href="#">1179838</a>	Invoice	06/07/2022	LM Stock for W/o 2624	0.00	118.29	
02779	Geotab USA, Inc	06/09/2022	Regular	0.00	434.01	4059
<a href="#">IN307715</a>	Invoice	05/31/2022	Fleet Management Software & GPS Tracki	0.00	434.01	
00800	Hays County MUD No 4	06/09/2022	Regular	0.00	11,834.06	4060

## Check Report

Date Range: 06/01/2022 - 06/30/2022

Vendor Number	Vendor Name	Payment Date	Payment Type	Discount Amount	Payment Amount	Number
Payable #	Payable Type	Post Date	Payable Description	Discount Amount	Payable Amount	
<a href="#">2022.05.31</a>	Invoice	05/31/2022	Wastewater Billing Collections 2022.05	0.00	11,834.06	
00842	HydroPro Solutions, LLC	06/09/2022	Regular	0.00	11,131.68	4061
<a href="#">0019633-IN</a>	Invoice	05/31/2022	3/4" Meters	0.00	11,131.68	
02655	Infosend, Inc	06/09/2022	Regular	0.00	4,375.90	4062
<a href="#">213964</a>	Invoice	06/01/2022	Billing Support	0.00	4,375.90	
01310	Lloyd Gosselink Rochelle & Townsend, P.C.	06/09/2022	Regular	0.00	19,270.08	4063
<a href="#">97531556</a>	Invoice	04/27/2022	SER Review- December Services	0.00	754.00	
<a href="#">97531619</a>	Invoice	05/23/2022	General Counsel	0.00	7,751.64	
<a href="#">97531620</a>	Invoice	05/23/2022	General Operations	0.00	901.40	
<a href="#">97531622</a>	Invoice	05/23/2022	Parten Ranch NSSA	0.00	210.00	
<a href="#">97531623</a>	Invoice	05/23/2022	City of Dripping Springs	0.00	60.00	
<a href="#">97531625</a>	Invoice	05/23/2022	Preserve at Oak Hill SER	0.00	272.00	
<a href="#">97531626</a>	Invoice	05/23/2022	Raw Waterline No. 2	0.00	88.00	
<a href="#">97531627</a>	Invoice	05/23/2022	Fitzhugh 83 SER	0.00	180.00	
<a href="#">97531629</a>	Invoice	05/23/2022	Anarene Tract Hill Tract SER	0.00	1,542.00	
<a href="#">97531631</a>	Invoice	05/23/2022	Preservation Ranch SER	0.00	1,861.25	
<a href="#">97531634</a>	Invoice	05/23/2022	Ledgestone Terrace Apts Endeavor SER	0.00	3,612.00	
<a href="#">97531758</a>	Invoice	05/19/2022	Litigation Burba Ranch Impact	0.00	94.29	
<a href="#">97531982</a>	Invoice	05/25/2022	SDG Raw Water and Effluent	0.00	702.00	
<a href="#">97531983</a>	Invoice	05/25/2022	2021 LUA/CIP/IF Update	0.00	598.00	
<a href="#">97532092</a>	Invoice	05/23/2022	General Counsel-Employment	0.00	643.50	
01324	Lower Colorado River Authority	06/09/2022	Regular	0.00	153,132.85	4065
<a href="#">00530144 - 5/22</a>	Invoice	05/31/2022	Purchase Water	0.00	5,237.83	
<a href="#">00549492 - 5/22</a>	Invoice	05/31/2022	Purchase Water	0.00	146,734.81	
<a href="#">00549839 - 5/22</a>	Invoice	05/31/2022	Purchase Water	0.00	1,160.21	
01349	Marcelo's Sand & Loam	06/09/2022	Regular	0.00	1,441.34	4066
<a href="#">543840</a>	Invoice	05/10/2022	Leveling Dump Fee @ County Line- 12004	0.00	96.00	
<a href="#">545117</a>	Invoice	05/20/2022	Material & Dump Fee @ County Line PS	0.00	147.00	
<a href="#">545118</a>	Invoice	05/20/2022	Leveling Dump Fee @ County Line- 12004	0.00	81.00	
<a href="#">545119</a>	Invoice	05/20/2022	3/8s Pea Gravel -County Line PS @ 12004	0.00	683.08	
<a href="#">545120</a>	Invoice	05/20/2022	Stock Material for County Line- 12004 W	0.00	228.09	
<a href="#">545121</a>	Invoice	05/20/2022	Stock Material for County Line- 12004 W	0.00	206.17	
01434	McCoy's Building Supply	06/09/2022	Regular	0.00	976.85	4067
<a href="#">6282016</a>	Invoice	06/06/2022	LM Stock Supplies	0.00	414.97	
<a href="#">6977097</a>	Invoice	05/23/2022	LM Materials for WO#2555	0.00	134.97	
<a href="#">6977146</a>	Invoice	05/24/2022	LM Supplies for WO#2552	0.00	11.79	
<a href="#">7485377</a>	Invoice	05/25/2022	LM Stock Supplies for Trucks	0.00	26.97	
<a href="#">7485522</a>	Invoice	05/27/2022	LM Supplies for WO #2564	0.00	28.17	
<a href="#">7485745</a>	Invoice	05/31/2022	LM Materials for WO#2541	0.00	54.90	
<a href="#">7485746</a>	Invoice	05/31/2022	LM Supplies for WO#2541	0.00	251.96	
<a href="#">7485780</a>	Invoice	05/31/2022	LM Supplies for WO #2564	0.00	46.06	
<a href="#">7485822</a>	Invoice	06/01/2022	LM Supplies for WO#2564	0.00	7.06	
01543	Murfee Engineering Company Inc.	06/09/2022	Regular	0.00	42,350.07	4069
<a href="#">46409</a>	Invoice	05/13/2022	Bohls WWTP Exp Design, Approval & Cons	0.00	10,322.87	
<a href="#">46412</a>	Invoice	05/13/2022	Sawyer Ranch 1340 Conversion Water Lin	0.00	4,735.20	
<a href="#">46413</a>	Invoice	05/13/2022	HRPS Ground Storage Tank #2 Design, A	0.00	2,774.18	
<a href="#">46415</a>	Invoice	05/13/2022	1240 Transmission Main CIP Project	0.00	640.00	
<a href="#">46419</a>	Invoice	05/13/2022	West Bee Cave PS Upgrades	0.00	257.36	
<a href="#">46425</a>	Invoice	05/13/2022	Trautwein Road Water Main Relocation	0.00	375.00	
<a href="#">46459</a>	Invoice	05/16/2022	1080 Transmission Main Esmts Design, Ap	0.00	16,344.04	
<a href="#">46460</a>	Invoice	05/16/2022	Circle Drive PS & GST Ph 1	0.00	6,901.42	
01583	Office Depot	06/09/2022	Regular	0.00	420.44	4071
<a href="#">1900 - 2022.06</a>	Invoice	06/03/2022	Office Supplies for Admin Office & WWTP	0.00	420.44	
01654	PostNet TX144	06/09/2022	Regular	0.00	34.84	4072



## Check Report

Date Range: 06/01/2022 - 06/30/2022

Vendor Number	Vendor Name	Payment Date	Payment Type	Discount Amount	Payment Amount	Number
Payable #	Payable Type	Post Date	Payable Description	Discount Amount	Payable Amount	
<a href="#">536047</a>	Invoice	06/01/2022	Soil sample results to TECQ (Reg 11 & 224	0.00	34.84	
02508	Quadient Postage Funding	06/09/2022	Regular	0.00	178.46	4073
<a href="#">7711 6/22</a>	Invoice	06/01/2022	Postage Fees	0.00	178.46	
01842	SAMCO Leak Detection Services, Inc.	06/09/2022	Regular	0.00	2,500.00	4074
<a href="#">4126A171</a>	Invoice	06/06/2022	Emergency Leak Detection-Crystal Creek	0.00	2,500.00	
01907	Shows Utilities, Inc.	06/09/2022	Regular	0.00	4,000.00	4075
<a href="#">80</a>	Invoice	06/02/2022	Water Bore @ 11411 Rim Rock Trail WO #	0.00	4,000.00	
02773	Spectrum Enterprise	06/09/2022	Regular	0.00	833.33	4076
<a href="#">12278720105142</a>	Invoice	05/14/2022	Internet & Fiber Connection - WTP	0.00	833.33	
02013	Techline Pipe, LP	06/09/2022	Regular	0.00	637.95	4077
<a href="#">1123446-00</a>	Invoice	05/26/2022	LM Hydrant Supplies 12" Extension Kit for	0.00	637.95	
02037	The Bridge Group	06/09/2022	Regular	0.00	12,870.00	4078
<a href="#">2022-0104</a>	Invoice	05/31/2022	Monthly Construction Inspection Fees	0.00	12,870.00	
02130	Tx Tag	06/09/2022	Regular	0.00	4.75	4081
<a href="#">750005076633</a>	Invoice	05/25/2022	TxTag	0.00	4.75	
02133	Tyler Technologies, Inc	06/09/2022	Regular	0.00	599.00	4082
<a href="#">025-380169</a>	Invoice	06/01/2022	A/R Online Component- Annual Fee 7/20	0.00	150.00	
<a href="#">025-380901</a>	Invoice	05/18/2022	Customer Service Training - Pam Vargas	0.00	449.00	
02138	United Site Services of Texas, Inc.	06/09/2022	Regular	0.00	174.25	4083
<a href="#">INV-00709744</a>	Invoice	06/01/2022	County Line Pump Station	0.00	174.25	
02177	Wastewater Transport Services, LLC	06/09/2022	Regular	0.00	6,423.56	4084
<a href="#">11117671</a>	Invoice	05/24/2022	Lift Station Cleaning - Bohls WWTP	0.00	1,338.24	
<a href="#">11117672</a>	Invoice	05/24/2022	Lift Station Cleaning - LS#16 Falconhead 1	0.00	1,204.42	
<a href="#">11117673</a>	Invoice	05/24/2022	Lift Station Cleaning - LS #11	0.00	1,204.42	
<a href="#">11117674</a>	Invoice	05/24/2022	Lift Station Cleaning - LS #1	0.00	1,204.42	
<a href="#">11117675</a>	Invoice	05/24/2022	Lift Station Cleaning - Lakepointe WWTP	0.00	1,472.06	
00099	APGN Inc.	06/16/2022	Regular	0.00	6,468.40	4085
<a href="#">15616</a>	Invoice	05/31/2022	Routine Maintenance Unit #3 Blowers @	0.00	6,160.00	
<a href="#">15626</a>	Invoice	05/18/2022	Blow-off Valve Service Kit WO#2539	0.00	308.40	
00102	Aqua-Tech Laboratories, Inc	06/16/2022	Regular	0.00	3,126.50	4086
<a href="#">58413</a>	Invoice	05/30/2022	April 2022 Analysis - Bohls WWTP	0.00	1,327.50	
<a href="#">58414</a>	Invoice	05/30/2022	April 2022 Analysis	0.00	651.00	
<a href="#">58415</a>	Invoice	05/30/2022	April 2022 Analysis - Lakepointe WWTP	0.00	1,148.00	
02646	BenMark Supply Company, Inc	06/16/2022	Regular	0.00	-4,352.00	4087
02646	BenMark Supply Company, Inc	06/16/2022	Regular	0.00	4,352.00	4087
<a href="#">3314364</a>	Invoice	05/11/2022	Replace PCV #4 @ PS #1 - Per 5 year WO	0.00	4,352.00	
00245	Brenntag Southwest Inc.	06/16/2022	Regular	0.00	18,237.00	4088
<a href="#">BSW384239</a>	Invoice	05/18/2022	Aquamine/LAS for WTP	0.00	8,074.50	
<a href="#">BSW385606</a>	Invoice	05/24/2022	Chlorine for WTP	0.00	7,800.00	
<a href="#">BSW389373</a>	Invoice	06/08/2022	Chlorine for Bohls WWTP	0.00	1,012.50	
<a href="#">BSW389374</a>	Invoice	06/08/2022	Chlorine for Lakepointe WWTP	0.00	1,350.00	
00547	Dedicated Controls LLC	06/16/2022	Regular	0.00	660.00	4089
<a href="#">2653</a>	Invoice	06/03/2022	Service Call - WTP - HSP#5	0.00	660.00	
00547	Dedicated Controls LLC	06/16/2022	Regular	0.00	1,650.00	4090
<a href="#">2652</a>	Invoice	06/03/2022	SCADA Programming	0.00	1,650.00	
02809	Dickson Unigage/Inc	06/16/2022	Regular	0.00	1,212.02	4091
<a href="#">INV0000968</a>	Invoice	05/31/2022	Data Loggers for WTP	0.00	1,212.02	
00636	Elliott Electric Supply, Inc	06/16/2022	Regular	0.00	-1,080.00	4092

## Check Report

Date Range: 06/01/2022 - 06/30/2022

Vendor Number	Vendor Name	Payment Date	Payment Type	Discount Amount	Payment Amount	Number
Payable #	Payable Type	Post Date	Payable Description	Discount Amount	Payable Amount	
00636	Elliott Electric Supply, Inc	06/16/2022	Regular	0.00	1,080.00	4092
<a href="#">51-35199-01</a>	Invoice	06/06/2022	EMD Supplies for WO #2547	0.00	1,080.00	
00679	Ewing Irrigation and Landscape Supply	06/16/2022	Regular	0.00	574.48	4093
<a href="#">0309303</a>	Credit Memo	03/17/2022	Credit for past purchases	0.00	-4.75	
<a href="#">12515409</a>	Credit Memo	03/17/2022	Credit for past purchases	0.00	-6.67	
<a href="#">17006427</a>	Invoice	06/09/2022	WW Materials for WO#2625	0.00	477.25	
<a href="#">17006543</a>	Invoice	06/09/2022	WW Inventory - Shovels for Trucks 2105 &	0.00	108.65	
00686	Ferguson Enterprises, Inc.	06/16/2022	Regular	0.00	275.55	4094
<a href="#">1180618</a>	Invoice	06/10/2022	LM Stock Supplies	0.00	275.55	
00725	Generator Field Services LLC	06/16/2022	Regular	0.00	2,859.14	4095
<a href="#">GFS7988</a>	Invoice	05/26/2022	Block Heater Replacement @ HDPS (PS# 2	0.00	1,533.14	
<a href="#">GFS7989</a>	Invoice	05/26/2022	Service Call @ LS #19	0.00	1,326.00	
00752	Grainger	06/16/2022	Regular	0.00	236.94	4096
<a href="#">9327559192</a>	Invoice	05/27/2022	Belts for Chlorine Scrubber Blower @ WT	0.00	183.32	
<a href="#">9333872589</a>	Invoice	06/03/2022	EMD Supplies for WO #2049	0.00	53.62	
00752	Grainger	06/16/2022	Regular	0.00	-236.94	4096
00771	Guardian Industrial Supply LLC	06/16/2022	Regular	0.00	-223.72	4097
00771	Guardian Industrial Supply LLC	06/16/2022	Regular	0.00	223.72	4097
<a href="#">077463</a>	Invoice	06/10/2022	LS #14 Pump #2 Repairs WO #2607	0.00	223.72	
00842	HydroPro Solutions, LLC	06/16/2022	Regular	0.00	1,233.32	4098
<a href="#">19291.D-IN</a>	Invoice	06/01/2022	Network Monitoring System	0.00	1,233.32	
02666	Joey Blackerby	06/16/2022	Regular	0.00	625.00	4099
<a href="#">218</a>	Invoice	04/09/2022	Remove Window & Fill with Concrete Bloc	0.00	625.00	
01310	Lloyd Gosselink Rochelle & Townsend, P.C.	06/16/2022	Regular	0.00	1,847.01	4100
<a href="#">97532312</a>	Invoice	05/23/2022	SER Review - April Services	0.00	1,847.01	
01310	Lloyd Gosselink Rochelle & Townsend, P.C.	06/16/2022	Regular	0.00	-1,847.01	4100
01328	Lubrication Engineers	06/16/2022	Regular	0.00	88.61	4101
<a href="#">CR021719</a>	Credit Memo	06/08/2022	Return - Monolec R&O Compressor/Turbi	0.00	-199.79	
<a href="#">IN471499</a>	Invoice	04/01/2022	Stock Supplies EMD	0.00	288.40	
01434	McCoy's Building Supply	06/16/2022	Regular	0.00	-13.18	4102
01434	McCoy's Building Supply	06/16/2022	Regular	0.00	13.18	4102
<a href="#">7485867</a>	Invoice	06/01/2022	EMD Supplies for WO#2049	0.00	13.18	
01582	Odessa Pumps & Equipment Inc.	06/16/2022	Regular	0.00	3,127.38	4103
<a href="#">OP0000017187</a>	Invoice	05/27/2022	Repairs on Pump#1 @ LS#11 WO#1949	0.00	3,127.38	
01654	PostNet TX144	06/16/2022	Regular	0.00	-16.22	4104
01654	PostNet TX144	06/16/2022	Regular	0.00	16.22	4104
<a href="#">536603</a>	Invoice	06/14/2022	Monthly Reports to TCEQ for May 2022	0.00	16.22	
01657	Precision Calibrate Meter Services	06/16/2022	Regular	0.00	1,125.00	4105
<a href="#">1651</a>	Invoice	05/21/2022	Meter Verification	0.00	1,125.00	
02807	Process Wastewater Technologies, LLC	06/16/2022	Regular	0.00	73,900.00	4106
<a href="#">Wastewater Slud</a>	Invoice	05/12/2022	Wastewater Sludge Dewatering Equipmen	0.00	73,900.00	
01665	PSI-Pump Solutions, Inc	06/16/2022	Regular	0.00	7,527.50	4107
<a href="#">2022.0637</a>	Invoice	06/08/2022	Repairs to Pump #3 @ Bohls WWTP WO #	0.00	2,015.00	
<a href="#">2022-05110</a>	Invoice	05/24/2022	Service Call WTP - HSP #4 WO #2569	0.00	3,552.50	
<a href="#">2022-05111</a>	Invoice	05/25/2022	Repairs to Blower #3 - Bohls WWTP WO #	0.00	1,960.00	
01665	PSI-Pump Solutions, Inc	06/16/2022	Regular	0.00	-7,527.50	4107
02013	Techline Pipe, LP	06/16/2022	Regular	0.00	3,590.40	4108
<a href="#">1123767-00</a>	Invoice	06/09/2022	LM Stock Supply - County Line	0.00	2,276.30	
<a href="#">1123777-00</a>	Invoice	06/08/2022	LM Supplies for WO #2612	0.00	1,051.28	

## Check Report

Date Range: 06/01/2022 - 06/30/2022

Vendor Number	Vendor Name	Payment Date	Payment Type	Discount Amount	Payment Amount	Number
Payable #	Payable Type	Post Date	Payable Description	Discount Amount	Payable Amount	
<a href="#">1123786-00</a>	Invoice	06/09/2022	LM Supplies for WO #2579	0.00	262.82	
02029	Texas Excavation Safety System, Inc.	06/16/2022	Regular	0.00	815.10	4109
<a href="#">22-08941</a>	Invoice	05/31/2022	Message Fees - May 2022	0.00	815.10	
02135	U.S. Underwater Service, LLC	06/16/2022	Regular	0.00	4,680.00	4110
<a href="#">S227076TX.00-1</a>	Invoice	04/29/2022	ROV Inspections 2022	0.00	4,680.00	
02135	U.S. Underwater Service, LLC	06/16/2022	Regular	0.00	-4,680.00	4110
02137	United Rentals, Inc.	06/16/2022	Regular	0.00	314.48	4112
<a href="#">207235368-001</a>	Invoice	06/10/2022	LM Rental for WO #2614	0.00	314.48	
02138	United Site Services of Texas, Inc.	06/16/2022	Regular	0.00	517.63	4113
<a href="#">INV-00760530</a>	Invoice	06/08/2022	County Line Pump Station	0.00	174.25	
<a href="#">INV-00761949</a>	Invoice	06/08/2022	Bee Cave EST	0.00	343.38	
02143	USA BlueBook	06/16/2022	Regular	0.00	51.25	4114
<a href="#">001723</a>	Invoice	06/06/2022	Chemicals for WTP	0.00	149.39	
<a href="#">005658</a>	Invoice	06/08/2022	Supplies for WO #2631	0.00	26.07	
<a href="#">957872</a>	Invoice	04/26/2022	Supplies for WTP	0.00	163.52	
<a href="#">964136</a>	Invoice	05/02/2022	Supplies for WTP	0.00	116.99	
<a href="#">973956</a>	Credit Memo	05/10/2022	Returned total chlorine reagent set for Ha	0.00	-1,368.06	
<a href="#">978473</a>	Invoice	05/13/2022	Repair @ Spillman PS WO #2540	0.00	132.43	
<a href="#">995269</a>	Invoice	05/31/2022	Chemicals for WTP	0.00	830.91	
02144	USIC Locating Services, LLC	06/16/2022	Regular	0.00	3,392.94	4116
<a href="#">512804</a>	Invoice	05/31/2022	Locating Services 5/1/2022 - 5/31/2022	0.00	3,392.94	
02177	Wastewater Transport Services, LLC	06/16/2022	Regular	0.00	76,109.33	4117
<a href="#">11117254</a>	Invoice	05/01/2022	Sludge Disposal - Bohls WWTP	0.00	25,112.93	
<a href="#">11117263</a>	Invoice	05/01/2022	Sludge Disposal - Lakepointe WWTP	0.00	42,591.18	
<a href="#">11117265</a>	Invoice	05/01/2022	Sludge Disposal - WTP	0.00	8,405.22	
02646	BenMark Supply Company, Inc	06/23/2022	Regular	0.00	4,352.00	4135
<a href="#">3314364</a>	Invoice	05/11/2022	Replace PCV #4 @ PS #1 - Per 5 year WO	0.00	4,352.00	
00245	Brenntag Southwest Inc.	06/23/2022	Regular	0.00	17,767.04	4136
<a href="#">BSW384865</a>	Invoice	05/19/2022	Aquapac for WTP	0.00	17,767.04	
00572	Discount Tire	06/23/2022	Regular	0.00	112.00	4137
<a href="#">8210867</a>	Invoice	06/10/2022	Tire Replacement on TR-06	0.00	112.00	
02736	DocuSign, Inc	06/23/2022	Regular	0.00	11,550.60	4138
<a href="#">INV34039647</a>	Invoice	06/15/2022	Annual Subscription 6/15/2022 - 6/14/20	0.00	11,550.60	
00636	Elliott Electric Supply, Inc	06/23/2022	Regular	0.00	1,080.00	4139
<a href="#">51-35199-01</a>	Invoice	06/06/2022	EMD Supplies for WO #2547	0.00	1,080.00	
00752	Grainger	06/23/2022	Regular	0.00	236.94	4140
<a href="#">9327559192</a>	Invoice	05/27/2022	Belts for Chlorine Scrubber Blower @ WT	0.00	183.32	
<a href="#">9333872589</a>	Invoice	06/03/2022	EMD Supplies for WO #2049	0.00	53.62	
00771	Guardian Industrial Supply LLC	06/23/2022	Regular	0.00	223.72	4141
<a href="#">077463</a>	Invoice	06/10/2022	LS #14 Pump #2 Repairs WO #2607	0.00	223.72	
01310	Lloyd Gosselink Rochelle & Townsend, P.C.	06/23/2022	Regular	0.00	1,847.01	4142
<a href="#">97532312</a>	Invoice	05/23/2022	SER Review - April Services	0.00	1,847.01	
01434	McCoy's Building Supply	06/23/2022	Regular	0.00	13.18	4143
<a href="#">7485867</a>	Invoice	06/01/2022	EMD Supplies for WO#2049	0.00	13.18	
01629	Pedernales	06/23/2022	Regular	0.00	180.42	4144
<a href="#">0950 2022.06</a>	Invoice	06/09/2022	Electric Charges - Pump Station 7	0.00	37.50	
<a href="#">5199 2022.06</a>	Invoice	06/09/2022	Electric Charges - EST 2	0.00	72.90	
<a href="#">6972 2022.06</a>	Invoice	06/09/2022	Electric Expense - Pump Station 6	0.00	70.02	

## Check Report

Date Range: 06/01/2022 - 06/30/2022

Vendor Number	Vendor Name	Payment Date	Payment Type	Discount Amount	Payment Amount	Number
Payable #	Payable Type	Post Date	Payable Description	Discount Amount	Payable Amount	
01654	PostNet TX144	06/23/2022	Regular	0.00	16.22	4145
<a href="#">536603</a>	Invoice	06/14/2022	Monthly Reports to TCEQ for May 2022	0.00	16.22	
01665	PSI-Pump Solutions,Inc	06/23/2022	Regular	0.00	7,527.50	4146
<a href="#">2022.0637</a>	Invoice	06/08/2022	Repairs to Pump #3 @ Bohls WWTP WO #	0.00	2,015.00	
<a href="#">2022-05110</a>	Invoice	05/24/2022	Service Call WTP - HSP #4 WO #2569	0.00	3,552.50	
<a href="#">2022-05111</a>	Invoice	05/25/2022	Repairs to Blower #3 - Bohls WWTP WO #	0.00	1,960.00	
02177	Wastewater Transport Services, LLC	06/23/2022	Regular	0.00	8,593.08	4147
<a href="#">11117144</a>	Invoice	04/25/2022	Emergency Service-Brisa Townhomes 481	0.00	8,593.08	
00013	Absolute Propane	06/30/2022	Regular	0.00	54.00	4150
<a href="#">235188</a>	Invoice	02/11/2022	Fuel for Forklift	0.00	54.00	
00245	Brenntag Southwest Inc.	06/30/2022	Regular	0.00	43,372.62	4151
<a href="#">BSW391156</a>	Invoice	06/15/2022	Aquapure for WTP	0.00	33,622.62	
<a href="#">BSW391157</a>	Invoice	06/15/2022	Chlorine for WTP	0.00	9,750.00	
02672	Cintas Corporation	06/30/2022	Regular	0.00	214.01	4152
<a href="#">5112860422</a>	Invoice	06/17/2022	Medical Kit Replenishment - Admin Office	0.00	108.44	
<a href="#">5112860458</a>	Invoice	06/17/2022	Medical Kit Replenishment @ Lakepointe	0.00	36.96	
<a href="#">5112860460</a>	Invoice	06/17/2022	Medical Kit Replenishment - Bohls WWTP	0.00	68.61	
00752	Grainger	06/30/2022	Regular	0.00	49.76	4153
<a href="#">9356622481</a>	Invoice	06/24/2022	Cogged V-Belts for EMD Stock & WO#265	0.00	49.76	
02654	Kates Soft Serve, LLC	06/30/2022	Regular	0.00	-271.00	4154
02654	Kates Soft Serve, LLC	06/30/2022	Regular	0.00	271.00	4154
<a href="#">062222</a>	Invoice	06/22/2022	Ice Cream at WTP for All Employees	0.00	271.00	
01310	Lloyd Gosselink Rochelle & Townsend, P.C.	06/30/2022	Regular	0.00	2,480.00	4155
<a href="#">97531179</a>	Invoice	04/05/2022	Revenue Bond Issue, Series 2022	0.00	1,660.00	
<a href="#">97531985</a>	Invoice	05/25/2022	Revenue Bond Issue, Series 2022	0.00	820.00	
01434	McCoy's Building Supply	06/30/2022	Regular	0.00	92.91	4156
<a href="#">7487189</a>	Invoice	06/17/2022	EMD Supplies for WO #2547	0.00	9.98	
<a href="#">7487393</a>	Invoice	06/21/2022	MT Stock Supplies	0.00	82.93	
01654	PostNet TX144	06/30/2022	Regular	0.00	12.00	4157
<a href="#">537172</a>	Invoice	06/27/2022	NSF fee due to positive pay file error	0.00	12.00	
02738	Quadient Leasing USA, Inc.	06/30/2022	Regular	0.00	219.00	4158
<a href="#">N9463328</a>	Invoice	06/20/2022	Quadient Lease Payment	0.00	219.00	
01707	Ready Refresh	06/30/2022	Regular	0.00	129.91	4159
<a href="#">02F0126896174</a>	Invoice	06/21/2022	Water Delivery & Rental Fees	0.00	129.91	
02027	Texas Community Propane, Ltd	06/30/2022	Regular	0.00	18.22	4160
<a href="#">FAL01618 6/22</a>	Invoice	06/21/2022	Gas Expense 3925 Sugarloaf Dr	0.00	18.22	
02034	Texas Water Utilities Association	06/30/2022	Regular	0.00	100.00	4161
<a href="#">00364</a>	Invoice	06/21/2022	Employment Classified Job Posting-Maint	0.00	100.00	
02108	Travis County MUD No 16	06/30/2022	Regular	0.00	33,464.25	4162
<a href="#">2022.06</a>	Invoice	06/30/2022	Wastewater Billing Collections	0.00	33,464.25	
02143	USA BlueBook	06/30/2022	Regular	0.00	639.71	4163
<a href="#">015255</a>	Invoice	06/16/2022	Swivel Dipper for WTP	0.00	440.23	
<a href="#">022912</a>	Credit Memo	06/23/2022	Returned Free Chlorine Reagent Set for H	0.00	-1,168.58	
<a href="#">1043048</a>	Invoice	04/14/2022	Chemicals for WTP	0.00	1,368.06	
02744	YourMembership.com Inc.	06/30/2022	Regular	0.00	99.00	4164
<a href="#">R57286807</a>	Invoice	05/18/2022	30 Day Job Posting - Maintenance Technic	0.00	99.00	

## Check Report

Date Range: 06/01/2022 - 06/30/2022

Vendor Number	Vendor Name	Payment Date	Payment Type	Discount Amount	Payment Amount	Number
Payable #	Payable Type	Post Date	Payable Description	Discount Amount	Payable Amount	
01707	Ready Refresh	06/03/2022	Bank Draft	0.00	127.91	2022.06.03
<a href="#">02E0126896174-</a>	Invoice	05/18/2022	Water Delivery & Rental Fees	0.00	127.91	
02770	Chase Card Services	06/01/2022	Bank Draft	0.00	733.00	DFT0001572
<a href="#">6305-2022.05</a>	Invoice	05/10/2022	Credit Card Purchases	0.00	733.00	
02700	WEX Bank	06/13/2022	Bank Draft	0.00	8,995.87	DFT0001585
<a href="#">80970020</a>	Invoice	05/23/2022	Fuel Purchases	0.00	8,995.87	
00416	City of Austin	06/02/2022	Bank Draft	0.00	648.96	DFT0001587
<a href="#">7621179-1</a>	Invoice	05/12/2022	9311 Circle Drive PS Submittal Fees	0.00	648.96	
00416	City of Austin	06/13/2022	Bank Draft	0.00	79.16	DFT0001588
<a href="#">040087401549</a>	Invoice	05/27/2022	Utility Expense	0.00	79.16	
00416	City of Austin	06/21/2022	Bank Draft	0.00	24,625.30	DFT0001589
<a href="#">441081684898</a>	Invoice	06/02/2022	Utility Expense	0.00	24,625.30	
02066	Spectrum	06/13/2022	Bank Draft	0.00	276.23	DFT0001593
<a href="#">0020275052922</a>	Invoice	05/29/2022	Internet Lakepointe & Phone Service - LS	0.00	276.23	
00416	City of Austin	06/02/2022	Bank Draft	0.00	243.97	DFT0001594
<a href="#">398554544408</a>	Invoice	05/16/2022	Utility Expense	0.00	292.16	
<a href="#">398990428924</a>	Credit Memo	04/15/2022	Double paid COA account 19450	0.00	-342.36	
<a href="#">398990428924-1</a>	Invoice	04/15/2022	Utility Expense	0.00	294.17	
00416	City of Austin	06/02/2022	Bank Draft	0.00	132.34	DFT0001596
<a href="#">540110677267</a>	Invoice	05/17/2022	Utility Expense	0.00	153.98	
<a href="#">540232303342</a>	Credit Memo	04/18/2022	Double paid COA account 73163	0.00	-188.48	
<a href="#">540232303342-1</a>	Invoice	04/18/2022	Utility Expense	0.00	166.84	
00132	AT&T Wireless	06/27/2022	Bank Draft	0.00	2,123.03	DFT0001597
<a href="#">X06122022</a>	Invoice	06/04/2022	Staff Wireless Expense - 6/5/22 - 7/4/22	0.00	2,123.03	
00549	Dell Financial Services	06/27/2022	Bank Draft	0.00	-169.98	DFT0001598
00549	Dell Financial Services	06/27/2022	Bank Draft	0.00	169.98	DFT0001598
<a href="#">2022.06 02-518</a>	Invoice	06/02/2022	IT Equipment	0.00	169.98	
00416	City of Austin	06/25/2022	Bank Draft	0.00	79.15	DFT0001599
<a href="#">399809389535</a>	Invoice	06/10/2022	Utility Expense	0.00	79.15	
02766	BB&T - ERodriguez	06/30/2022	Bank Draft	0.00	187.96	DFT0001610
<a href="#">5125 - 2022.06</a>	Invoice	06/06/2022	Credit Card Purchases	0.00	187.96	
00173	BB&T - Harkrider	06/30/2022	Bank Draft	0.00	268.43	DFT0001611
<a href="#">8564 - 2022.06</a>	Invoice	06/06/2022	Credit Card Purchases	0.00	268.43	
00174	BB&T - Jeffrey	06/30/2022	Bank Draft	0.00	92.14	DFT0001612
<a href="#">1073 - 2022.06</a>	Invoice	06/06/2022	Credit Card Purchases	0.00	92.14	
00175	BB&T - Main Office 4972	06/30/2022	Bank Draft	0.00	1,282.87	DFT0001613
<a href="#">4972 - 2022.06</a>	Invoice	06/06/2022	Credit Card Purchases	0.00	1,282.87	
00180	BB&T - Sarot	06/30/2022	Bank Draft	0.00	1,503.03	DFT0001614
<a href="#">1040 - 2022.06</a>	Invoice	06/06/2022	Credit Card Purchases	0.00	1,503.03	
00183	BB&T - Smith	06/30/2022	Bank Draft	0.00	1,807.64	DFT0001615
<a href="#">9968-2022.06</a>	Invoice	06/06/2022	Credit Card Purchases	0.00	1,807.64	
00184	BB&T - Strickland	06/30/2022	Bank Draft	0.00	460.88	DFT0001616
<a href="#">8622 - 2022.06</a>	Invoice	06/06/2022	Credit Card Purchases	0.00	460.88	
00416	City of Austin	06/27/2022	Bank Draft	0.00	122,440.45	DFT0001617
<a href="#">071704854985</a>	Invoice	06/08/2022	Utility Expense	0.00	101,517.61	
<a href="#">224962223385</a>	Invoice	06/14/2022	Utility Expense	0.00	43.43	

## Check Report

Date Range: 06/01/2022 - 06/30/2022

Vendor Number	Vendor Name	Payment Date	Payment Type	Discount Amount	Payment Amount	Number
Payable #	Payable Type	Post Date	Payable Description	Discount Amount	Payable Amount	
<a href="#">718367565827</a>	Invoice	06/13/2022	Utility Expense	0.00	20,879.41	
00182	BB&T - Sifuentes	06/30/2022	Bank Draft	0.00	3,031.33	DFT0001618
<a href="#">8145 - 2022.06</a>	Invoice	06/06/2022	Credit Card Purchases	0.00	3,031.33	
02756	Enterprise FM Trust	06/21/2022	Bank Draft	0.00	6,271.21	DFT0001620
<a href="#">FBN4478974</a>	Invoice	06/03/2022	Enterprise Fleet Monthly Vehicle Charges	0.00	6,271.21	
01629	Pedernales	06/27/2022	Bank Draft	0.00	18,799.20	DFT0001621
<a href="#">2795 2022.06</a>	Invoice	06/09/2022	Electric Charges - Pump Station 7	0.00	13,891.21	
<a href="#">6270 2022.06</a>	Invoice	06/09/2022	Electric Charges - Pump Station 5	0.00	2,453.97	
<a href="#">6483 2022.06</a>	Invoice	06/09/2022	Electric Charges - Pump Station 7	0.00	2,454.02	
02791	BB&T - Arriaga	06/30/2022	Bank Draft	0.00	324.30	DFT0001640
<a href="#">7323 - 2022.06</a>	Invoice	06/06/2022	Credit Card Purchases	0.00	324.30	
02604	BB&T - Morgan	06/30/2022	Bank Draft	0.00	2,928.96	DFT0001641
<a href="#">2165 - 2022.06</a>	Invoice	06/06/2022	Credit Card Purchases	0.00	2,928.96	
02602	BB&T - CRodriguez	06/30/2022	Bank Draft	0.00	3,365.00	DFT0001642
<a href="#">2173 - 2022.06</a>	Invoice	06/06/2022	Credit Card Purchases	0.00	3,365.00	
00178	BB&T - Rendon	06/08/2022	Bank Draft	0.00	620.87	DFT0001643
<a href="#">1099 - 2022.05</a>	Invoice	05/05/2022	Credit Card Purchases	0.00	925.58	
<a href="#">1099 - 2022.06</a>	Credit Memo	05/10/2022	Credit - Tyler Tech CSR Training for Pamela	0.00	-449.00	
<a href="#">1099-2022.06</a>	Invoice	06/06/2022	Credit Card Purchases	0.00	144.29	
00416	City of Austin	06/02/2022	Bank Draft	0.00	1,950.00	DFT0001647
<a href="#">BSZ-CLPS 2022</a>	Invoice	05/31/2022	Barton Springs Zone Permit Fee-County Li	0.00	650.00	
<a href="#">BSZ-HCWS 2022</a>	Invoice	05/31/2022	Barton Springs Zone Permit Fee-Hill Count	0.00	650.00	
<a href="#">BSZ-MHD 2022</a>	Invoice	05/31/2022	Barton Springs Zone Permit Fee-Morning	0.00	650.00	

## Bank Code AP Bank Summary

Payment Type	Payable Count	Payment Count	Discount	Payment
Regular Checks	245	120	0.00	1,084,701.06
Manual Checks	0	0	0.00	0.00
Voided Checks	0	11	0.00	-20,375.48
Bank Drafts	40	29	0.00	203,399.19
EFT's	5	5	0.00	623,670.14
	<b>290</b>	<b>165</b>	<b>0.00</b>	<b>1,891,394.91</b>

## All Bank Codes Check Summary

Payment Type	Payable Count	Payment Count	Discount	Payment
Regular Checks	245	120	0.00	1,084,701.06
Manual Checks	0	0	0.00	0.00
Voided Checks	0	11	0.00	-20,375.48
Bank Drafts	40	29	0.00	203,399.19
EFT's	5	5	0.00	623,670.14
	<b>290</b>	<b>165</b>	<b>0.00</b>	<b>1,891,394.91</b>

## Fund Summary

Fund	Name	Period	Amount
99	Pooled Cash	6/2022	1,891,394.91
			<b>1,891,394.91</b>



## West Travis County Public Utility Agency

# Check Report

By Check Number

Date Range: 07/01/2022 - 07/31/2022

Vendor Number	Vendor Name	Payment Date	Payment Type	Discount Amount	Payment Amount	Number
Payable #	Payable Type	Post Date	Payable Description	Discount Amount	Payable Amount	
<b>Bank Code: AP Bank-AP Bank</b>						
02764	Malone Wheeler, Inc	07/01/2022	EFT	0.00	3,020.00	85
<a href="#">22100</a>	Invoice	06/15/2022	Effluent Management Master Plan	0.00	3,020.00	
00825	Hill Country Texas Galleria, LLC	07/07/2022	EFT	0.00	16,507.26	87
<a href="#">110807012022</a>	Invoice	07/01/2022	Lease Expense	0.00	16,507.26	
02758	EDC Construction	07/13/2022	EFT	0.00	5,666.00	88
<a href="#">2022.07.05</a>	Invoice	06/28/2022	Concrete Pads for LS #19 & LS #15-Partial Pmt #1	0.00	5,666.00	
02758	EDC Construction	07/13/2022	EFT	0.00	5,666.00	89
<a href="#">2022.07.13</a>	Invoice	07/13/2022	Concrete Pads for LS #19 & LS #15-Partial Pmt #2	0.00	5,666.00	
02764	Malone Wheeler, Inc	07/20/2022	EFT	0.00	45,943.64	90
<a href="#">21975</a>	Invoice	05/09/2022		0.00	21,252.50	
<a href="#">22077</a>	Invoice	06/09/2022	07/20/2022 EFT	0.00	470.00	
<a href="#">22132</a>	Invoice	06/20/2022	Effluent Management Master Plan	0.00	2,082.39	
<a href="#">22210</a>	Invoice	07/13/2022	Emergency Preparedness Implementation	0.00	11,390.00	
<a href="#">22214</a>	Invoice	07/13/2022	Emergency Preparedness Implementation	0.00	10,748.75	
00825	Hill Country Texas Galleria, LLC	07/27/2022	EFT	0.00	16,504.99	92
<a href="#">110808012022</a>	Invoice	08/01/2022	Effluent Management Master Plan Emergency Preparedness Implementation Lease Expense	0.00	16,504.99	
00022	Affordable Asphalt Paving	07/07/2022	Regular	0.00	4,000.00	4196
<a href="#">10288</a>	Invoice	06/20/2022	Asphalt Patch - 14300 Friendswood Ln W	0.00	4,000.00	
00102	Aqua-Tech Laboratories, Inc	07/07/2022	Regular	0.00	3,471.25	4197
<a href="#">58925</a>	Invoice	06/29/2022	May 2022 Analysis - Bohls WWTP	0.00	1,419.50	
<a href="#">58926</a>	Invoice	06/29/2022	May 2022 Analysis	0.00	630.00	
<a href="#">58927</a>	Invoice	06/29/2022	May 2022 Analysis - Lakepointe WWTP	0.00	1,240.00	
<a href="#">58928</a>	Invoice	06/29/2022	May 2022 Analysis - WTP	0.00	181.75	
00130	AT&T Mobility-CC	07/07/2022	Regular	0.00	855.00	4198
<a href="#">YRB052022</a>	Invoice	06/24/2022	SCADA System Cellular Network 5/19/22-	0.00	855.00	
00245	Brenntag Southwest Inc.	07/07/2022	Regular	0.00	7,490.00	4199
<a href="#">BSW392071</a>	Invoice	06/18/2022	Aquamine/LAS for WTP	0.00	7,490.00	
02672	Cintas Corporation	07/07/2022	Regular	0.00	251.11	4200
<a href="#">5112860486</a>	Invoice	06/17/2022	Medical Kit Replenishment @ WTP	0.00	251.11	
02686	CONSOR Engineers, LLC	07/07/2022	Regular	0.00	4,680.00	4201
<a href="#">S227076TX.00-1</a>	Invoice	04/29/2022	ROV Inspections 2022	0.00	4,680.00	
02516	ECoCare	07/07/2022	Regular	0.00	315.00	4203
<a href="#">41717</a>	Invoice	06/20/2022	Janitorial Service - July 2022	0.00	315.00	
00725	Generator Field Services LLC	07/07/2022	Regular	0.00	6,165.44	4204
<a href="#">GFS8023</a>	Invoice	06/13/2022	Emergency Service Call @ Lake Pointe - G	0.00	3,336.00	
<a href="#">GFS8024</a>	Invoice	06/14/2022	Service Call @ Lake Pointe	0.00	2,829.44	
00752	Grainger	07/07/2022	Regular	0.00	495.48	4205
<a href="#">9356786682</a>	Invoice	06/24/2022	Cogged V-Belts for EMD Stock Supply	0.00	366.48	
<a href="#">9361070239</a>	Invoice	06/29/2022	RedPass Plus Annual Membership Fee EM	0.00	129.00	
00784	Halff Associates, Inc.	07/07/2022	Regular	0.00	912.50	4206
<a href="#">10074899</a>	Invoice	05/23/2022	Engineering Review - Extra Space Storage	0.00	912.50	
00842	HydroPro Solutions, LLC	07/07/2022	Regular	0.00	11,305.76	4207



## Check Report

Date Range: 07/01/2022 - 07/31/2022

Vendor Number	Vendor Name	Payment Date	Payment Type	Discount Amount	Payment Amount	Number
Payable #	Payable Type	Post Date	Payable Description	Discount Amount	Payable Amount	
<a href="#">0019765-IN</a>	Invoice	06/29/2022	MT Meter Stock Supply	0.00	7,089.61	
<a href="#">0019766-IN</a>	Invoice	06/29/2022	MT Meter Stock Supply	0.00	4,216.15	
01310	Lloyd Gosselink Rochelle & Townsend, P.C.	07/07/2022	Regular	0.00	3,048.00	4208
<a href="#">97531635</a>	Invoice	05/23/2022	8921 Hwy 290 West SER	0.00	3,048.00	
01324	Lower Colorado River Authority	07/07/2022	Regular	0.00	146,233.31	4209
<a href="#">00549492 - 6/22</a>	Invoice	06/30/2022	Purchase Water	0.00	139,983.07	
<a href="#">00549839 - 6/22</a>	Invoice	06/30/2022	Purchase Water	0.00	6,250.24	
01434	McCoy's Building Supply	07/07/2022	Regular	0.00	301.90	4210
<a href="#">6979447</a>	Invoice	06/23/2022	LM Supplies for WO #2646	0.00	205.96	
<a href="#">7487642</a>	Invoice	06/24/2022	MT Stock Supplies	0.00	95.94	
02681	Momar	07/07/2022	Regular	0.00	3,559.18	4211
<a href="#">PSI453195</a>	Invoice	06/23/2022	Passage/Degreaser for LS14	0.00	2,250.64	
<a href="#">PSI453294</a>	Invoice	06/23/2022	Passage/Degreaser for LS14	0.00	1,308.54	
01543	Murfee Engineering Company Inc.	07/07/2022	Regular	0.00	88,136.86	4212
<a href="#">46515</a>	Invoice	06/16/2022	Permanganate Injection Relocation	0.00	913.75	
<a href="#">46517</a>	Invoice	06/16/2022	County Line 1340 PS Design, Approval & C	0.00	326.25	
<a href="#">46519</a>	Invoice	06/16/2022	Wastewater Solids Management Master P	0.00	1,268.75	
<a href="#">46522</a>	Invoice	06/16/2022	SW Pkwy PS GST No. 2	0.00	1,472.50	
<a href="#">46523</a>	Invoice	06/16/2022	County Line 1420 PS Upgrades	0.00	250.00	
<a href="#">46526</a>	Invoice	06/16/2022	Water Distribution System Model Update	0.00	435.00	
<a href="#">46527</a>	Invoice	06/16/2022	Circle Drive PS & GST Ph 1	0.00	9,083.54	
<a href="#">46528</a>	Invoice	06/16/2022	Fitzhugh Rd Water Main Relocation Desig	0.00	2,185.00	
<a href="#">46529</a>	Invoice	06/16/2022	HPR Phase II Mud 22 Coordination	0.00	7,202.50	
<a href="#">46530</a>	Invoice	06/16/2022	Uplands WTP Expansion Site Permit Modi	0.00	550.00	
<a href="#">46532</a>	Invoice	06/16/2022	Trautwein Road Water Main Relocation	0.00	1,762.50	
<a href="#">46534</a>	Invoice	06/16/2022	Hwy 290 Parallel Water Trans Main Prelim	0.00	13,787.50	
<a href="#">46536</a>	Invoice	06/23/2022	Lot 12, Block H Feasibility Study	0.00	6,623.11	
<a href="#">46537</a>	Invoice	06/16/2022	Re-Plat of Lot1,Block A,LCRA Bee Cave Su	0.00	1,520.00	
<a href="#">46538</a>	Invoice	06/16/2022	The Backyard & Terrace Offsite Water Imr	0.00	4,710.00	
<a href="#">46625</a>	Invoice	06/21/2022	Uplands WTP 5 MGD Expansion - CIP	0.00	23,251.46	
<a href="#">46627</a>	Invoice	06/21/2022	Bohls WWTP Exp Design, Approval & Cons	0.00	12,795.00	
01654	PostNet TX144	07/07/2022	Regular	0.00	66.75	4214
<a href="#">537349</a>	Invoice	06/30/2022	CCR Certification to TCEQ	0.00	9.00	
<a href="#">537389</a>	Invoice	07/01/2022	Certified Mail for Letters	0.00	57.75	
02508	Quadient Postage Funding	07/07/2022	Regular	0.00	100.00	4215
<a href="#">7711 7/22</a>	Invoice	07/01/2022	Postage Fees	0.00	100.00	
01750	River City Hose & Supply	07/07/2022	Regular	0.00	417.23	4216
<a href="#">0174984-IN</a>	Invoice	06/23/2022	LM Stock Supplies	0.00	417.23	
02812	Savior Service Company	07/07/2022	Regular	0.00	753.13	4217
<a href="#">2941</a>	Invoice	06/24/2022	Water Leak Repairs at WTP	0.00	753.13	
02066	Spectrum	07/07/2022	Regular	0.00	276.23	4218
<a href="#">0020275062922</a>	Invoice	06/29/2022	Internet Lakepointe & Phone Service - LS	0.00	276.23	
02726	Texas Comptroller of Public Accounts	07/07/2022	Regular	0.00	4,104.22	4219
<a href="#">746953</a>	Invoice	06/30/2022	Texas Unclaimed Property Payment	0.00	4,104.22	
02081	TML MultiState Intergovernmental EBP	07/07/2022	Regular	0.00	30,785.53	4220
<a href="#">PWESTTR12207</a>	Invoice	06/21/2022	Employee Benefits - July 2022	0.00	30,785.53	
02143	USA BlueBook	07/07/2022	Regular	0.00	436.52	4221
<a href="#">018300</a>	Invoice	06/20/2022	Retractable Injection Quill for LS #1 WO#2	0.00	436.52	
02174	Waste Management of Texas	07/07/2022	Regular	0.00	1,410.08	4222
<a href="#">0154013-2161-5</a>	Invoice	05/24/2022	Garbage Service 7/1/2022 - 7/31/2022	0.00	1,410.08	

## Check Report

Date Range: 07/01/2022 - 07/31/2022

Vendor Number	Vendor Name	Payment Date	Payment Type	Discount Amount	Payment Amount	Number
Payable #	Payable Type	Post Date	Payable Description	Discount Amount	Payable Amount	
02177	Wastewater Transport Services, LLC	07/07/2022	Regular	0.00	10,536.56	4223
<a href="#">11117957</a>	Invoice	06/07/2022	Lift Station Cleaning - Bohls WWTP	0.00	1,350.84	
<a href="#">11117958</a>	Invoice	06/07/2022	Lift Station Cleaning - LS#17 Falconhead 2	0.00	1,350.84	
<a href="#">11117959</a>	Invoice	06/07/2022	Lift Station Cleaning - Lakepointe WWTP	0.00	1,350.84	
<a href="#">11117960</a>	Invoice	06/07/2022	Lift Station Cleaning - LS #3	0.00	1,350.84	
<a href="#">11118185</a>	Invoice	06/21/2022	Lift Station Cleaning - Bohls WWTP	0.00	1,350.84	
<a href="#">11118186</a>	Invoice	06/21/2022	Lift Station Cleaning - LS #14	0.00	1,215.76	
<a href="#">11118187</a>	Invoice	06/21/2022	Lift Station Cleaning - LS #11	0.00	1,350.84	
<a href="#">11118188</a>	Invoice	06/21/2022	Lift Station Cleaning - Lakepointe WWTP	0.00	1,215.76	
02763	Zane Furr	07/07/2022	Regular	0.00	8,580.00	4224
<a href="#">ZF 2022-06</a>	Invoice	06/27/2022	Monthly Grounds Maintenance - June 20	0.00	8,580.00	
00128	AT&T	07/12/2022	Regular	0.00	2,056.01	4243
<a href="#">20220705</a>	Invoice	07/05/2022	Telephone Expense - Consolidated Bill	0.00	2,056.01	
00132	AT&T Wireless	07/12/2022	Regular	0.00	2,131.50	4244
<a href="#">X07122022</a>	Invoice	07/04/2022	Staff Wireless Expense - 7/5/22 - 8/4/22	0.00	2,131.50	
02779	Geotab USA, Inc	07/12/2022	Regular	0.00	434.01	4245
<a href="#">IN310458</a>	Invoice	06/30/2022	Fleet Management Software & GPS Tracki	0.00	434.01	
01310	Lloyd Gosselink Rochelle & Townsend, P.C.	07/12/2022	Regular	0.00	13,200.71	4246
<a href="#">97531178</a>	Invoice	04/05/2022	2022 Series Bond Issuance-Easment Repo	0.00	487.13	
<a href="#">97532341</a>	Invoice	06/23/2022	General Counsel	0.00	7,510.00	
<a href="#">97532345</a>	Invoice	06/23/2022	Parten Ranch NSSA	0.00	90.00	
<a href="#">97532347</a>	Invoice	06/23/2022	Dripping Springs ISD NSSA	0.00	145.08	
<a href="#">97532355</a>	Invoice	06/23/2022	Preservation Ranch SER	0.00	1,508.00	
<a href="#">97532356</a>	Invoice	06/23/2022	Ledgestone Terrace Apts Endeavor SER	0.00	2,626.00	
<a href="#">97532706</a>	Invoice	06/28/2022	Revenue Bond Issue, Series 2022	0.00	282.00	
<a href="#">97532818</a>	Invoice	06/15/2022	General Counsel-Employment	0.00	552.50	
01349	Marcelo's Sand & Loam	07/12/2022	Regular	0.00	1,142.70	4247
<a href="#">547036</a>	Invoice	06/30/2022	Leveling Dump Fee @ County Line- 12004	0.00	36.00	
<a href="#">547037</a>	Invoice	06/30/2022	3/8s Pea Gravel - WO #2646	0.00	540.44	
<a href="#">547038</a>	Invoice	06/30/2022	3/8s Pea Gravel - LM Stock for New Taps	0.00	566.26	
01434	McCoy's Building Supply	07/12/2022	Regular	0.00	128.19	4248
<a href="#">7484238</a>	Invoice	05/11/2022	EMD Supplies for WO#2498	0.00	25.24	
<a href="#">7486758</a>	Invoice	06/13/2022	MT Supplies for Install Fire Hydrant	0.00	102.95	
01583	Office Depot	07/12/2022	Regular	0.00	747.16	4249
<a href="#">1900 - 2022-07</a>	Invoice	07/05/2022	Office Supplies for Admin Office & WWTP	0.00	747.16	
01667	Pump Mechanical Technical Services, LLC	07/12/2022	Regular	0.00	540.00	4250
<a href="#">I11-004777</a>	Invoice	06/29/2022	Service Call - Spillman Pond Lift Station	0.00	540.00	
01718	Rent Equip, LLC	07/12/2022	Regular	0.00	3,503.61	4251
<a href="#">849164B-3</a>	Invoice	06/17/2022	LM Rentals -Multiple Job Sites	0.00	2,239.76	
<a href="#">849256B-3</a>	Invoice	06/18/2022	Rentals for WO #2423	0.00	1,263.85	
02716	Sifuentez Trucking LLC	07/12/2022	Regular	0.00	1,000.00	4252
<a href="#">6</a>	Invoice	06/29/2022	Sandy Loam Dirt - LM Stock Supply	0.00	1,000.00	
02773	Spectrum Enterprise	07/12/2022	Regular	0.00	833.33	4253
<a href="#">12278720106142</a>	Invoice	06/14/2022	Internet & Fiber Connection - WTP	0.00	833.33	
02029	Texas Excavation Safety System, Inc.	07/12/2022	Regular	0.00	813.20	4254
<a href="#">22-10744</a>	Invoice	06/30/2022	Message Fees - June 2022	0.00	813.20	
02037	The Bridge Group	07/12/2022	Regular	0.00	13,150.00	4255
<a href="#">2022-0107</a>	Invoice	06/30/2022	Monthly Construction Inspection Fees	0.00	13,150.00	
02144	USIC Locating Services, LLC	07/12/2022	Regular	0.00	4,477.04	4259

## Check Report

Date Range: 07/01/2022 - 07/31/2022

Vendor Number Payable #	Vendor Name Payable Type	Post Date	Payment Date Payable Description	Payment Type	Discount Amount Discount Amount	Payment Amount Payable Amount	Number
<a href="#">519805</a>	Invoice	06/30/2022	Locating Services 6/1/2022 - 6/30/2022		0.00	4,477.04	
02818 <a href="#">2022.07.06</a>	DKSmerlin, LLC Invoice	07/06/2022	07/14/2022 Refund SER Fees 3805 Juniper Trace Offic	Regular	0.00	1,700.04	4323
02755 <a href="#">9966507865</a>	Fed Ex Invoice	06/16/2022	07/14/2022 FedEx Freight for Blower WO#2608	Regular	0.00	2,680.63	4324
00752 <a href="#">9363153470</a>	Grainger Invoice	06/30/2022	07/14/2022 Stock Supplies for EMD	Regular	0.00	376.86	4325
00022 <a href="#">10291</a>	Affordable Asphalt Paving Invoice	07/16/2022	07/19/2022 Paved Driveway @ County Line WO#2715	Regular	0.00	7,000.00	4326
00209 <a href="#">16218</a> <a href="#">16364</a>	Bill Bailey's Signs Corp. Invoice Invoice	05/09/2022 06/20/2022	07/19/2022 Water Stage 2 Signs & H-Stakes Water Stage 3 Drought Conditions Signs &	Regular	0.00 0.00 0.00	2,372.50 850.00 1,522.50	4327
00245 <a href="#">BSW396141</a> <a href="#">BSW396142</a> <a href="#">BSW396143</a> <a href="#">BSW397079</a>	Brenntag Southwest Inc. Invoice Invoice Invoice Invoice	07/06/2022 07/06/2022 07/07/2022 07/08/2022	07/19/2022 Chlorine for WTP Chlorine for Bohls WWTP Chlorine for Lakepointe WWTP Aquamine/LAS for WTP	Regular	0.00 0.00 0.00 0.00	19,317.00 9,750.00 1,012.50 1,687.50 6,867.00	4328
02771 <a href="#">CSCI-103361</a>	Capital Surveying Company, Inc Invoice	06/30/2022	07/19/2022 1080 Transmission Main Project	Regular	0.00 0.00	18,480.00 18,480.00	4329
02672 <a href="#">5116476345</a> <a href="#">5116476359</a>	Cintas Corporation Invoice Invoice	07/15/2022 07/15/2022	07/19/2022 Medical Kit Replenishment - Admin Office Medical Kit Replenishment - Bohls WWTP	Regular	0.00 0.00 0.00	117.65 58.59 59.06	4330
00447 <a href="#">R175288</a>	Core & Main LP Invoice	07/08/2022	07/19/2022 LM Supplies WO#2683	Regular	0.00 0.00	69.31 69.31	4331
00457 <a href="#">WTCP1800076.0</a>	CP&Y Invoice	07/08/2022	07/19/2022 Uplands WTP Trident/Office Building & Hi	Regular	0.00 0.00	3,296.50 3,296.50	4332
00603 <a href="#">CEN.CD05806202</a>	DSHS Central Lab Invoice	07/05/2022	07/19/2022 Lab Fees	Regular	0.00 0.00	427.84 427.84	4333
00686 <a href="#">1183596</a>	Ferguson Enterprises, Inc. Invoice	07/05/2022	07/19/2022 LM Stock Supplies for Trucks	Regular	0.00 0.00	158.20 158.20	4334
00692 <a href="#">506697</a> <a href="#">506720</a>	Fluid Meter Service, Corp Invoice Invoice	07/01/2022 07/07/2022	07/19/2022 Field Inspection - PS #4 Service Call - PS #4 WO#2682	Regular	0.00 0.00 0.00	853.50 375.00 478.50	4335
00725 <a href="#">GFS8032</a>	Generator Field Services LLC Invoice	07/07/2022	07/19/2022 After Hours Service Call at Bohl's	Regular	0.00 0.00	1,500.00 1,500.00	4336
00800 <a href="#">2022.06.30</a>	Hays County MUD No 4 Invoice	06/30/2022	07/19/2022 Wastewater Billing Collections 2022.06.30	Regular	0.00 0.00	9,613.30 9,613.30	4337
02655 <a href="#">215916</a>	Infosend, Inc Invoice	07/01/2022	07/19/2022 Billing Support	Regular	0.00 0.00	4,438.01 4,438.01	4338
01061 <a href="#">13769</a> <a href="#">13770</a>	Jones Heating and Air Conditioning Invoice Invoice	07/12/2022 07/12/2022	07/19/2022 Service Call at WTP Service Call at County Line Pump Building	Regular	0.00 0.00 0.00	240.00 120.00 120.00	4339
01310 <a href="#">97510651</a> <a href="#">97521262</a> <a href="#">97526106-1</a> <a href="#">97527740</a>	Lloyd Gosselink Rochelle & Townsend, P.C. Invoice Invoice Invoice Invoice	07/01/2022 07/01/2022 07/01/2022 02/01/2022	07/19/2022 Litigation Provence Impact Fees Litigation Provence Impact Fees( 06/2020 SDG Raw Water and Effluent Dripping Springs ISD NSSA	Regular	0.00 0.00 0.00 0.00	2,804.88 620.00 541.00 797.50 162.38	4340

## Check Report

Date Range: 07/01/2022 - 07/31/2022

Vendor Number	Vendor Name	Payment Date	Payment Type	Discount Amount	Payment Amount	Number
Payable #	Payable Type	Post Date	Payable Description	Discount Amount	Payable Amount	
<a href="#">97532344</a>	Invoice	06/23/2022	SER Review - Park at Bee Cave	0.00	684.00	
02783	Lonestar Forklift 2017 USA, Inc	07/19/2022	Regular	0.00	2,458.99	4341
<a href="#">840005068</a>	Invoice	07/01/2022	Repairs to Forklift at WTP	0.00	2,458.99	
01413	Master Meter Inc.	07/19/2022	Regular	0.00	1,750.00	4342
<a href="#">248294</a>	Invoice	06/17/2022	Harmony Mobile Annual Support 1.5K-10	0.00	1,750.00	
01434	McCoy's Building Supply	07/19/2022	Regular	0.00	188.07	4343
<a href="#">6980390</a>	Invoice	07/08/2022	LM Supplies for WO #2688	0.00	11.78	
<a href="#">7488902</a>	Invoice	07/13/2022	Materials for Lift Station Pads WO# 2667	0.00	15.25	
<a href="#">7488942</a>	Invoice	07/14/2022	Materials for Lift Station Pad @ LS #19 W	0.00	27.08	
<a href="#">7488949</a>	Invoice	07/14/2022	EMD Supplies for Truck #701	0.00	23.98	
<a href="#">7488965</a>	Invoice	07/14/2022	LM Supplies for WO#2703	0.00	109.98	
01541	MunicipalH2O	07/19/2022	Regular	0.00	7,200.00	4345
<a href="#">11729</a>	Invoice	06/21/2022	Annual EPA Risk Management Plan 6/21/	0.00	7,200.00	
01543	Murfue Engineering Company Inc.	07/19/2022	Regular	0.00	23,021.87	4346
<a href="#">46114</a>	Invoice	04/12/2022	Water Treatment Solids Mgmt Master Pla	0.00	1,137.50	
<a href="#">46133</a>	Invoice	04/12/2022	1240 Elevated Storage Tank Design, Appro	0.00	650.00	
<a href="#">46416</a>	Invoice	05/13/2022	Water Treatment Solids Mgmt Master Pla	0.00	1,575.00	
<a href="#">46428</a>	Invoice	05/13/2022	1240 Elevated Storage Tank Design, Appro	0.00	2,396.25	
<a href="#">46516</a>	Invoice	06/16/2022	Sawyer Ranch 1340 Conversion Water Lin	0.00	3,416.18	
<a href="#">46518</a>	Invoice	06/16/2022	HPRPS Ground Storage Tank #2 Design, A	0.00	2,399.79	
<a href="#">46520</a>	Invoice	06/16/2022	1240 Transmission Main CIP Project	0.00	3,417.50	
<a href="#">46521</a>	Invoice	06/16/2022	Water Treatment Solids Mgmt Master Pla	0.00	1,662.50	
<a href="#">46535</a>	Invoice	06/16/2022	1240 Elevated Storage Tank Design, Appro	0.00	4,708.75	
<a href="#">46630</a>	Invoice	06/21/2022	Lakepointe WWTP Influent Lift Station Re	0.00	1,658.40	
01629	Pedernales	07/19/2022	Regular	0.00	22,332.62	4347
<a href="#">0950 2022.07</a>	Invoice	07/09/2022	Electric Charges - Pump Station 7	0.00	37.50	
<a href="#">2022.06.28</a>	Credit Memo	06/28/2022	Credit for Duplicate Payment	0.00	-180.42	
<a href="#">2795 2022.07</a>	Invoice	07/09/2022	Electric Charges - Pump Station 7	0.00	16,848.65	
<a href="#">5199 2022.07</a>	Invoice	07/09/2022	Electric Charges - EST 2	0.00	69.48	
<a href="#">6270 2022.07</a>	Invoice	07/09/2022	Electric Charges - Pump Station 5	0.00	2,959.13	
<a href="#">6483 2022.07</a>	Invoice	07/09/2022	Electric Charges - Pump Station 7	0.00	2,530.07	
<a href="#">6972 2022.07</a>	Invoice	07/09/2022	Electric Expense - Pump Station 6	0.00	68.21	
01654	PostNet TX144	07/19/2022	Regular	0.00	130.13	4348
<a href="#">537625</a>	Invoice	07/08/2022	Stage 3 Water Restrictions Certified Letter	0.00	16.50	
<a href="#">537708</a>	Invoice	07/12/2022	June's Monthly Report to TCEQ - WW	0.00	17.38	
<a href="#">537807</a>	Invoice	07/13/2022	Stage 3 Water Restrictions Certified Letter	0.00	35.00	
<a href="#">537890</a>	Invoice	07/15/2022	Monthly Reports TCEQ	0.00	61.25	
01657	Precision Calibrate Meter Services	07/19/2022	Regular	0.00	7,696.00	4349
<a href="#">1686</a>	Invoice	06/26/2022	New Meter Parts & Meter Programming	0.00	1,746.00	
<a href="#">1687</a>	Invoice	06/26/2022	Meter Testing & Meter Removal	0.00	2,600.00	
<a href="#">1688</a>	Invoice	06/26/2022	Meter Verification	0.00	2,250.00	
<a href="#">1691</a>	Invoice	07/04/2022	Flow Test - Deer Creek	0.00	1,100.00	
01665	PSI-Pump Solutions,Inc	07/19/2022	Regular	0.00	9,223.00	4350
<a href="#">2022-0740</a>	Invoice	07/15/2022	Replace Infuent Pump #3 Lakepointe WO	0.00	9,223.00	
02013	Techline Pipe, LP	07/19/2022	Regular	0.00	22,767.28	4351
<a href="#">1123756-02</a>	Invoice	07/07/2022	LM Supplies for WO #2611	0.00	3,298.00	
<a href="#">1124012-00</a>	Invoice	07/07/2022	LM Stock Supply - Bee Cave Warehouse	0.00	1,906.52	
<a href="#">1124058-00</a>	Invoice	07/07/2022	LM Stock Supply - County Line Warehouse	0.00	8,461.62	
<a href="#">1124521-00</a>	Invoice	07/07/2022	Stock Supplies for LM Warehouse	0.00	9,101.14	
02138	United Site Services of Texas, Inc.	07/19/2022	Regular	0.00	343.38	4354
<a href="#">INV-00824167</a>	Invoice	07/06/2022	Bee Cave EST	0.00	343.38	
02785	US OXO, LLC	07/19/2022	Regular	0.00	615.40	4355

## Check Report

Date Range: 07/01/2022 - 07/31/2022

Vendor Number	Vendor Name	Payment Date	Payment Type	Discount Amount	Payment Amount	Number
Payable #	Payable Type	Post Date	Payable Description	Discount Amount	Payable Amount	
<a href="#">128214</a>	Invoice	06/08/2022	Regulator Repaired @ WTP	0.00	615.40	
02143	USA BlueBook	07/19/2022	Regular	0.00	1,168.58	4356
<a href="#">953952</a>	Invoice	04/21/2022	Supplies for WTP	0.00	1,168.58	
02177	Wastewater Transport Services, LLC	07/19/2022	Regular	0.00	66,422.47	4357
<a href="#">11118001</a>	Invoice	06/01/2022	Sludge Disposal - Bohls WWTP	0.00	10,886.42	
<a href="#">11118004</a>	Invoice	06/01/2022	Sludge Disposal - Lakepointe WWTP	0.00	45,186.99	
<a href="#">11118007</a>	Invoice	06/01/2022	Sludge Disposal - WTP	0.00	10,349.06	
00245	Brenntag Southwest Inc.	07/26/2022	Regular	0.00	10,857.60	4358
<a href="#">BSW397080</a>	Invoice	07/11/2022	Aqualum for WTP	0.00	10,857.60	
02672	Cintas Corporation	07/26/2022	Regular	0.00	7.15	4359
<a href="#">5116476398</a>	Invoice	07/15/2022	Medical Kit Replenishment @ Lakepointe	0.00	7.15	
00823	Hill Country Office Systems	07/26/2022	Regular	0.00	171.31	4361
<a href="#">6782</a>	Invoice	06/28/2022	Quarterly Maintenance	0.00	171.31	
00842	HydroPro Solutions, LLC	07/26/2022	Regular	0.00	3,673.79	4362
<a href="#">0019233-IN</a>	Invoice	03/22/2022	6" Octave Meter for WO#1954	0.00	2,440.47	
<a href="#">19291-E-IN</a>	Invoice	07/01/2022	Network Monitoring System	0.00	1,233.32	
02654	Kates Soft Serve, LLC	07/26/2022	Regular	0.00	271.00	4363
<a href="#">062222</a>	Invoice	06/22/2022	Ice Cream at WTP for All Employees	0.00	271.00	
01310	Lloyd Gosselink Rochelle & Townsend, P.C.	07/26/2022	Regular	0.00	7,343.00	4364
<a href="#">97531628</a>	Invoice	05/23/2022	1080 Transmission Main	0.00	1,798.00	
<a href="#">97532342</a>	Invoice	06/23/2022	General Operations	0.00	3,892.00	
<a href="#">97532704</a>	Invoice	06/28/2022	LUA/CIP/IF Update	0.00	1,055.00	
<a href="#">97532977</a>	Invoice	07/01/2022	Galleria Walk UCA	0.00	598.00	
01654	PostNet TX144	07/26/2022	Regular	0.00	70.00	4365
<a href="#">538049</a>	Invoice	07/20/2022	Stage 3 Water Restrictions Certified Letter	0.00	17.50	
<a href="#">538155</a>	Invoice	07/22/2022	Stage 3 Water Restriction Certified Letters	0.00	52.50	
01707	Ready Refresh	07/26/2022	Regular	0.00	129.91	4366
<a href="#">02G0126896174</a>	Invoice	07/16/2022	Water Delivery & Rental Fees	0.00	129.91	
02027	Texas Community Propane, Ltd	07/26/2022	Regular	0.00	18.22	4367
<a href="#">FAL01618 7/22</a>	Invoice	07/20/2022	Gas Expense 3925 Sugarloaf Dr	0.00	18.22	
02081	TML MultiState Intergovernmental EBP	07/26/2022	Regular	0.00	31,323.57	4368
<a href="#">PWESTTR12208</a>	Invoice	08/01/2022	Employee Benefits - August 2022	0.00	31,323.57	
02108	Travis County MUD No 16	07/26/2022	Regular	0.00	30,982.20	4369
<a href="#">2022.07</a>	Invoice	07/31/2022	Wastewater Billing Collections	0.00	30,982.20	
02133	Tyler Technologies, Inc	07/26/2022	Regular	0.00	11,417.50	4370
<a href="#">025-386006</a>	Invoice	06/30/2022	Insite Transaction Fees - Quarterly Billing	0.00	11,417.50	
02177	Wastewater Transport Services, LLC	07/26/2022	Regular	0.00	6,339.11	4371
<a href="#">11118380</a>	Invoice	07/01/2022	Emergency Service Sludge Disposal -Lakep	0.00	6,339.11	
02770	Chase Card Services	07/01/2022	Bank Draft	0.00	3,116.79	DFT0001619
<a href="#">6305 - 2022.06</a>	Invoice	06/05/2022	Credit Card Purchases	0.00	3,116.79	
00416	City of Austin	07/05/2022	Bank Draft	0.00	468.53	DFT0001623
<a href="#">398986983664</a>	Invoice	06/15/2022	Utility Expense	0.00	312.72	
<a href="#">540396071249</a>	Invoice	06/16/2022	Utility Expense	0.00	155.81	
00416	City of Austin	07/12/2022	Bank Draft	0.00	80.52	DFT0001638
<a href="#">040076030691</a>	Invoice	06/28/2022	Utility Expense	0.00	80.52	
02700	WEX Bank	07/12/2022	Bank Draft	0.00	10,894.93	DFT0001639

## Check Report

Date Range: 07/01/2022 - 07/31/2022

Vendor Number Payable #	Vendor Name Payable Type	Post Date	Payment Date Payable Description	Payment Type	Discount Amount Discount Amount	Payment Amount Payable Amount	Number
<a href="#">81710466</a>	Invoice	06/23/2022	Fuel Purchases		0.00	10,894.93	
00128 <a href="#">20220605</a>	AT&T Invoice	06/05/2022	07/11/2022 Telephone Expense - Consolidated Bill	Bank Draft	0.00	2,030.35	DFT0001644
00416 <a href="#">441728377949</a>	City of Austin Invoice	07/05/2022	07/18/2022 Utility Expense	Bank Draft	0.00	26,808.84	DFT0001649
00416 <a href="#">071537125253</a> <a href="#">399129479765</a>	City of Austin Invoice Invoice	07/11/2022 07/13/2022	07/25/2022 Utility Expense Utility Expense	Bank Draft	0.00 0.00 0.00	113,044.66 112,953.85 90.81	DFT0001663
02756 <a href="#">FBN4495362</a>	Enterprise FM Trust Invoice	07/06/2022	07/21/2022 Enterprise Fleet Monthly Vehicle Charges	Bank Draft	0.00	8,696.88	DFT0001664
00182 <a href="#">8145 - 2022.07</a>	BB&T - Sifuentes Invoice	07/05/2022	07/27/2022 Credit Card Purchases	Bank Draft	0.00	3,548.93	DFT0001665
02604 <a href="#">2165 - 2022.07</a>	BB&T - Morgan Invoice	07/05/2022	07/27/2022 Credit Card Purchases	Bank Draft	0.00	3,262.54	DFT0001666
00175 <a href="#">4972 - 2022.07</a>	BB&T - Main Office 4972 Invoice	07/05/2022	07/27/2022 Credit Card Purchases	Bank Draft	0.00	2,547.85	DFT0001667
00183 <a href="#">9968 - 2022.07</a>	BB&T - Smith Invoice	07/05/2022	07/27/2022 Credit Card Purchases	Bank Draft	0.00	1,286.28	DFT0001668
02766 <a href="#">5125 - 2022.07</a>	BB&T - ERodriguez Invoice	07/05/2022	07/27/2022 Credit Card Purchases	Bank Draft	0.00	1,030.19	DFT0001669
00174 <a href="#">1073 - 2022.07</a>	BB&T - Jeffrey Invoice	07/05/2022	07/27/2022 Credit Card Purchases	Bank Draft	0.00	971.60	DFT0001670
00173 <a href="#">8564 - 2022.07</a>	BB&T - Harkrider Invoice	07/05/2022	07/27/2022 Credit Card Purchases	Bank Draft	0.00	544.97	DFT0001671
02791 <a href="#">7323 - 2022.07</a>	BB&T - Arriaga Invoice	07/05/2022	07/27/2022 Credit Card Purchases	Bank Draft	0.00	354.10	DFT0001672
02819 <a href="#">7257 - 2022.07</a>	BB&T - Wastewater Dept Invoice	07/05/2022	07/27/2022 Credit Card Purchases	Bank Draft	0.00	78.19	DFT0001673
00416 <a href="#">224819896995</a> <a href="#">398274437690</a> <a href="#">540464506296</a> <a href="#">718317946721</a>	City of Austin Invoice Invoice Invoice Invoice	07/15/2022 07/18/2022 07/19/2022 07/14/2022	07/31/2022 Utility Expense Utility Expense Utility Expense Utility Expense	Bank Draft	0.00 0.00 0.00 0.00	24,683.57 40.68 275.65 138.28 24,228.96	DFT0001674
02602 <a href="#">2173 - 2022.07</a>	BB&T - CRodriguez Invoice	07/05/2022	07/27/2022 Credit Card Purchases	Bank Draft	0.00	186.29	DFT0001722
00180	BB&T - Sarot		07/27/2022	Bank Draft	0.00	5,277.22	DFT0001723

## Check Report

Date Range: 07/01/2022 - 07/31/2022

Vendor Number	Vendor Name	Payment Date	Payment Type	Discount Amount	Payment Amount	Number
Payable #	Payable Type	Post Date	Payable Description	Discount Amount	Payable Amount	
<a href="#">1040 - 2022.07</a>	Invoice	07/05/2022	Credit Card Purchases	0.00	5,277.22	

## Bank Code AP Bank Summary

Payment Type	Payable Count	Payment Count	Discount	Payment
Regular Checks	176	86	0.00	726,212.87
Manual Checks	0	0	0.00	0.00
Voided Checks	0	0	0.00	0.00
Bank Drafts	25	20	0.00	208,913.23
EFT's	10	6	0.00	93,307.89
	<b>211</b>	<b>112</b>	<b>0.00</b>	<b>1,028,433.99</b>

## All Bank Codes Check Summary

Payment Type	Payable Count	Payment Count	Discount	Payment
Regular Checks	176	86	0.00	726,212.87
Manual Checks	0	0	0.00	0.00
Voided Checks	0	0	0.00	0.00
Bank Drafts	25	20	0.00	208,913.23
EFT's	10	6	0.00	93,307.89
	<b>211</b>	<b>112</b>	<b>0.00</b>	<b>1,028,433.99</b>

## Fund Summary

Fund	Name	Period	Amount
99	Pooled Cash	7/2022	1,028,433.99
			<b>1,028,433.99</b>



Dedicated Controls LLC

PO BOX 100  
Evant, TX 76525  
855-888-3440  
Brittney@dedicatedcontrols.com



INVOICE

BILL TO	SHIP TO	INVOICE	2639
Keli Kirkley	Michael Sarot	DATE	06/02/2022
West Travis County PUA	West Travis County PUA	TERMS	Net 30
13215 Parkway	13215 Parkway	DUE DATE	07/02/2022
Building B, Suite 110	Building B, Suite 110		
Bee Cave, TX 78738	Bee Cave, TX 78738		

DATE	DESCRIPTION	QTY	DUE	RATE	AMOUNT	SKU
01/28/2022	2021 Finish the Upper Wireless Backbone	0.50	50.00 % of 99,635.00	99,635.00	49,817.50	

Thank you for your business.  
Balances paid after 30 days are subject to a 1.5% service charge.

SUBTOTAL	49,817.50
TAX	0.00
TOTAL	49,817.50
BALANCE DUE	<b>\$49,817.50</b>

## ITEM C

**West Travis County Public Utility Agency**  
**Investment Report**  
**Quarter Ended June 30, 2022**

BOARD OF DIRECTORS

West Travis County Public Utility Agency

Attached is the Quarterly Investment Report for the Quarter Ended June 30, 2022.

This report and the Agency's investment portfolio are in compliance with the investment strategies set forth in the Agency's investment policy and the Public Funds Investment Act.

The Investment Officer must attend at least one training seminar for ten hours within twelve months of taking office and at least ten hours of training within each two year period thereafter.

Compliance Record:

Investment Officer:

Jennifer Smith

Jennifer Smith

Jennifer Riechers

Jennifer Smith

Jennifer Riechers

Training:

February 12, 2017 (Virtual Learning Concepts) - 10 hours

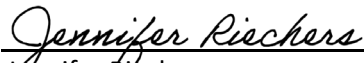
September 10-11, 2019 (UNT Center for Public Management) - 10 hours

September 10-11, 2019 (UNT Center for Public Management) - 10 hours

August 11-12, 2021 (UNT Center for Public Management/GTOT) - 10 hours

August 11-12, 2021 (UNT Center for Public Management/GTOT) - 10 hours

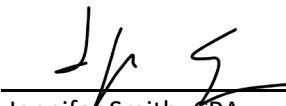
This report was presented for Board approval on September 1, 2022.



Jennifer Riechers

General Manager

Primary Investment Officer



Jennifer Smith, CPA

Controller

Investment Officer

## Investment Accounts Activity Summary

All Funds	FY21	Oct-21	Nov-21	Dec-21	Jan-22	Feb-22	Mar-22	Apr-22	May-22	Jun-22	FY22
Beginning Balance	\$ 82,494,150.18	\$ 82,746,356.74	\$ 82,531,796.90	\$ 82,481,702.48	\$ 82,338,032.46	\$ 81,884,656.19	\$ 81,566,642.59	\$ 80,651,235.89	\$ 80,267,679.85	\$ 80,557,713.28	\$ 82,746,356.74
Interest	1,520,380.39	51,951.15	152,063.76	93,219.94	112,429.00	151,215.24	107,625.01	49,945.01	106,371.18	113,592.26	938,412.55
Accrued Interest Change	(15,367.18)	61,101.75	(42,934.51)	16,995.05	8,262.93	(58,387.67)	(1,344.79)	53,618.73	3,003.86	(555.40)	39,759.95
Other Income	-	-	182.99	-	-	-	-	-	-	-	182.99
Net Amortization	(443,668.31)	(3,293.12)	(51,482.71)	(45,437.76)	(40,758.87)	(49,790.90)	(31,074.44)	(7,484.59)	(40,478.11)	(68,822.64)	(338,623.14)
Transfer to BB&T/Other	-	-	-	-	-	-	-	-	-	-	-
Realized Gain (Loss)	62,550.45	8,264.79	16,743.91	5,749.72	16,336.16	3,380.19	56,507.05	-	2,441.58	-	109,423.40
Unrealized Gain (Loss)	(740,423.44)	(332,584.41)	(96,724.97)	(212,027.67)	(547,396.25)	(335,990.97)	(1,045,760.75)	(477,020.72)	245,536.21	(397,352.50)	(3,199,322.03)
Fees-Truist	(27,517.35)	-	(1,853.89)	(2,169.30)	(2,249.24)	(2,446.49)	(1,358.78)	(2,614.47)	(26,841.29)	(2,192.01)	(41,725.47)
Fees-Sterling	(103,748.00)	-	(26,089.00)	-	-	(25,993.00)	-	-	-	-	(52,082.00)
Ending Balance	\$ 82,746,356.74	\$ 82,531,796.90	\$ 82,481,702.48	\$ 82,338,032.46	\$ 81,884,656.19	\$ 81,566,642.59	\$ 80,651,235.89	\$ 80,267,679.85	\$ 80,557,713.28	\$ 80,202,382.99	\$ 80,202,382.99

Impact Fee Fund	\$ 29,711,282.38
Capital Projects Fund	25,256,796.41
Debt Service Fund	12,963,649.67
Facilities Fund	5,997,782.42
General Operating Fund	3,151,232.96
Rate Stabilization Fund	3,121,639.15
	<u>\$ 80,202,382.99</u>

Accrued Income	352,676.96
Money Market	907,982.50
US Govt Agency Bonds/Notes	34,101,675.63
Municipal Bonds	41,497,081.75
Corporate Bonds	3,342,966.15
Due to Brokers	-
	<u>\$ 80,202,382.99</u>

Portfolio Performance (net)	Time Weighted Return			
	One Month	Last 3 Months	Fiscal YTD	Since Inception
	Jun-22			12/31/2017
	-0.42%	-0.51%	-2.91%	1.31%

Security Description Security Description	Rate	Maturity Date Issue Date	Original Face Current Face	Market Price Market Value	Safekeeping Agent	S&P MOODY	CUSIP
<b>Pledge collateral As of 06/30/22</b>							
FHLMC SUPER 30Y FIXED 1.500 20501001	1.500000	10/01/2050 10/01/2020	565,000.00 491,578.45	83.358178 409,770.84	Fed Reserve -		3132DWAD5
FHLMC SUPER 30Y FIXED 1.500 20501001	1.500000	10/01/2050 10/01/2020	3,075,000.00 2,675,404.83	83.358178 2,230,168.72	Fed Reserve -		3132DWAD5
FHLMC SUPER 30Y FIXED 1.500 20501001	1.500000	10/01/2050 10/01/2020	3,100,000.00 2,697,156.09	83.358178 2,248,300.17	Fed Reserve -		3132DWAD5
FHLMC SUPER 30Y FIXED 1.500 20501001	1.500000	10/01/2050 10/01/2020	56,000,000.00 48,722,819.60	83.358178 40,614,454.69	Fed Reserve -		3132DWAD5
FHLMC SUPER 30Y FIXED 1.500 20510101	1.500000	01/01/2051 12/01/2020	6,500,000.00 5,762,625.70	83.357950 4,803,606.65	Fed Reserve -		3132DWAV5
FNMA 30YR POOL AS7005 3.00% FNMA 04/01/2046	3.000000	04/01/2046 03/01/2016	12,500,000.00 2,398,725.13	94.891664 2,276,190.19	Fed Reserve -		3138WGYB4
FNMA POOL AX1544 2.50 FNCI 01/01/2030	2.500000	01/01/2030 12/01/2014	200,000.00 23,174.01	98.229531 22,763.72	Fed Reserve -		3138Y2WE9
FNMA POOL AY0087 2.50 FNCI 12/01/2029	2.500000	12/01/2029 12/01/2014	1,555,000.00 276,653.24	98.231539 271,760.74	Fed Reserve -		3138YDCZ0
FNMA UMBS LNG 30 YEAR 1.500 20501001	1.500000	10/01/2050 10/01/2020	500,000.00 436,712.61	83.463454 364,495.43	Fed Reserve -		31418DUF7
FNMA UMBS LNG 30 YEAR 1.500 20501001	1.500000	10/01/2050 10/01/2020	25,555,000.00 22,320,381.24	83.463454 18,629,361.13	Fed Reserve -		31418DUF7
FNMA UMBS LNG 30 YEAR 1.500 20501001	1.500000	10/01/2050 10/01/2020	1,400,000.00 1,222,795.29	83.463454 1,020,587.18	Fed Reserve -		31418DUF7

Security Description Security Description	Rate	Maturity Date Issue Date	Original Face Current Face	Market Price Market Value	Safekeeping Agent	S&P MOODY	CUSIP
<b>Pledge collateral As of 06/30/22</b>							
FNMA POOL AE0828 3.50 FNCL 02/01/2041	3.500000	02/01/2041 01/01/2011	40,528,000.00 3,803,551.99	98.552384 3,748,491.16	Fed Reserve -		31419A4N4
FNMA POOL AE5107 3.50 FNCL 10/01/2040	3.500000	10/01/2040 10/01/2010	59,462,000.00 3,567,582.05	98.550594 3,515,873.30	Fed Reserve -		31419FU95
FNMA POOL AE8393 3.50 FNCL 11/01/2040	3.500000	11/01/2040 10/01/2010	42,850,000.00 2,549,927.66	98.550653 2,512,970.36	Fed Reserve -		31419KKF1
<b>Totals</b>		<b>Original Face/Par Current Face</b>	<b>253,790,000.00 96,949,087.87</b>	<b>82,668,794.28</b>	<b>Market Value</b>		



## BALANCE SHEET

4/01/22 THROUGH 6/30/22

ACCOUNT M30024

WTCPUA

	COST BEGINNING	MARKET VALUE BEGINNING	COST ENDING	MARKET VALUE ENDING	% OF TOTAL
STIF & MONEY MARKET FUNDS	1,329,478.56	1,329,478.56	907,982.50	907,982.50	1.14
U.S. GOVERNMENT & AGENCY BONDS	29,878,542.96	28,968,878.21	35,261,449.83	34,101,675.63	42.71
CORPORATE OBLIGATIONS	3,445,169.85	3,355,760.65	3,435,131.78	3,342,966.15	4.19
MUNICIPAL OBLIGATIONS	49,997,109.25	48,852,662.60	43,017,499.53	41,497,081.75	51.97
CASH	0.00	0.00	0.00	0.00	0.00
PENDING CASH	-2,152,153.90	-2,152,153.90	0.00	0.00	0.00
<b>TOTAL ASSETS</b>	<b>82,498,146.72</b>	<b>80,354,626.12</b>	<b>82,622,063.64</b>	<b>79,849,706.03</b>	<b>100.00</b>
ACCRUED INCOME	296,609.77	296,609.77	352,676.96	352,676.96	
<b>ACCOUNT TOTAL</b>	<b>82,794,756.49</b>	<b>80,651,235.89</b>	<b>82,974,740.60</b>	<b>80,202,382.99</b>	



MARKET SUMMARY

4/1/22      THROUGH 6/30/22

ACCOUNT M30024

WTCPUA

	AMOUNT	TOTAL
BEGINNING MARKET VALUE + ACCRUED INCOME		80,651,235.89
CASH RECEIPTS, DISBURSEMENTS & EXPENSES		
ADMINISTRATIVE AND OTHER EXPENSES	-31,647.77	
TOTAL CASH RECPTS, DISB & EXP		-31,647.77
INVESTMENT ACTIVITY		
ASSET ADJUSTMENTS	-116,785.34	
TOTAL INVESTMENT ACTIVITY		-116,785.34
INVESTMENT EARNINGS		
INCOME EARNED	325,975.64	
REALIZED GAIN/LOSS-ASSETS DISPOSED/SOLD	2,441.58	
CHANGE IN UNREALIZED GAIN/LOSS	-628,837.01	
TOTAL INVESTMENT EARNINGS		-300,419.79
ENDING MARKET VALUE + ACCRUED INCOME		80,202,382.99





COST SUMMARY

4/1/22      THROUGH 6/30/22

ACCOUNT M30024

WTCPUA

	AMOUNT	TOTAL
BEGINNING COST + CASH		82,498,146.72
CASH RECEIPTS, DISBURSEMENTS & EXPENSES		
ADMINISTRATIVE AND OTHER EXPENSES	-31,647.77	
TOTAL CASH RECPTS, DISB & EXP		-31,647.77
INVESTMENT ACTIVITY		
ASSET ADJUSTMENTS	-116,785.34	
TOTAL INVESTMENT ACTIVITY		-116,785.34
INVESTMENT EARNINGS		
INCOME COLLECTED	269,908.45	
REALIZED GAIN/LOSS-ASSETS DISPOSED/SOLD	2,441.58	
TOTAL INVESTMENT EARNINGS		272,350.03
ENDING COST + CASH		82,622,063.64



ACCOUNT M30024

CHANGE IN UNREALIZED GAIN/LOSS

4/1/22      THROUGH 6/30/22

WTCPUA

TOTAL ENDING MARKET VALUE	80,202,382.99	
TOTAL ENDING COST VALUE	-82,974,740.60	
ENDING UNREALIZED GAIN/LOSS		-2,772,357.61
LESS		
TOTAL BEGINNING MARKET VALUE	80,651,235.89	
TOTAL BEGINNING COST VALUE	-82,794,756.49	
BEGINNING UNREALIZED GAIN/LOSS		-2,143,520.60
CHANGE IN UNREALIZED GAIN/LOSS		-628,837.01



## SUMMARY OF ASSETS HELD

4/01/22 THROUGH 6/30/22

ACCOUNT M30024

WTCPUA

ASSET CATEGORY	MARKET VALUE	% TOTAL AT MKT	COST	UNREALIZED GAIN/LOSS	ESTIMATED ANNUAL INCOME	YIELD AT MKT	ACCRUED INCOME
STIF & MONEY MARKET FUNDS							
SHORT TERM INVT US GOVT	907,982.50	1.14	907,982.50	0.00	9,297.74	1.03	1,239.63
<b>TOTAL STIF &amp; MONEY MARKET FUNDS</b>	<b>907,982.50</b>	<b>1.14</b>	<b>907,982.50</b>	<b>0.00</b>	<b>9,297.74</b>	<b>1.03</b>	<b>1,239.63</b>
U.S. GOVERNMENT & AGENCY BONDS							
US TREASURIES	25,447,685.78	31.87	26,187,888.38	-740,202.60	550,248.38	2.16	113,923.42
GOVERNMENT AGENCIES	8,653,989.85	10.84	9,073,561.45	-419,571.60	111,831.25	1.29	34,822.77
<b>TOTAL U.S. GOVERNMENT &amp; AGENCY BONDS</b>	<b>34,101,675.63</b>	<b>42.71</b>	<b>35,261,449.83</b>	<b>-1,159,774.20</b>	<b>662,079.62</b>	<b>1.94</b>	<b>148,746.19</b>
CORPORATE OBLIGATIONS							
DOMESTIC BONDS	3,342,966.15	4.19	3,435,131.78	-92,165.63	37,283.40	1.12	8,663.11
<b>TOTAL CORPORATE OBLIGATIONS</b>	<b>3,342,966.15</b>	<b>4.19</b>	<b>3,435,131.78</b>	<b>-92,165.63</b>	<b>37,283.40</b>	<b>1.12</b>	<b>8,663.11</b>
MUNICIPAL OBLIGATIONS							
MUNICIPAL TAX EXEMPT	690,394.80	0.87	699,808.36	-9,413.56	33,500.00	4.85	2,791.67
MUNICIPAL TAXABLE	40,806,686.95	51.11	42,317,691.17	-1,511,004.22	639,962.35	1.57	191,236.36
<b>TOTAL MUNICIPAL OBLIGATIONS</b>	<b>41,497,081.75</b>	<b>51.97</b>	<b>43,017,499.53</b>	<b>-1,520,417.78</b>	<b>673,462.35</b>	<b>1.62</b>	<b>194,028.03</b>
CASH	0.00	0.00	0.00				
PENDING CASH	0.00	0.00	0.00				
<b>TOTAL ACCOUNT</b>	<b>79,849,706.03</b>	<b>100.00</b>	<b>82,622,063.64</b>	<b>-2,772,357.61</b>	<b>1,382,123.12</b>	<b>1.73</b>	<b>352,676.96</b>
ACCRUED INCOME	352,676.96		352,676.96				
<b>TOTAL VALUE</b>	<b>80,202,382.99</b>		<b>82,974,740.60</b>	<b>-2,772,357.61</b>	<b>1,382,123.12</b>	<b>1.73</b>	<b>352,676.96</b>

# DETAIL OF ASSETS HELD

AS OF 6/30/22

ACCOUNT M30024

WTCPUA

SHARES PAR VALUE	ASSET DESCRIPTION	CUSIP NUMBER MOODYS	MARKET VALUE MARKET PRICE	% MKT YLD MKT	COST UNIT COST	UNREALIZED GAIN/LOSS	ACCRUED INCOME EST ANN INCOME
<b>STIF &amp; MONEY MARKET FUNDS</b>							
<b>SHORT TERM INVT US GOVT</b>							
27,055.440	FEDERATED HERMES TREASURY OBLIGATION MMKT INSTL #68 2274000063	60934N500	27,055.44 1.000	0.03 1.03	27,055.44 1.00	0.00	41.94 277.05
23,166.020	FEDERATED HERMES TREASURY OBLIGATION MMKT INSTL #68 2274000072	60934N500	23,166.02 1.000	0.03 1.03	23,166.02 1.00	0.00	38.66 237.22
68,547.320	FEDERATED HERMES TREASURY OBLIGATION MMKT INSTL #68 2274000081	60934N500	68,547.32 1.000	0.09 1.03	68,547.32 1.00	0.00	93.58 701.92
221,461.490	FEDERATED HERMES TREASURY OBLIGATION MMKT INSTL #68 2274000090	60934N500	221,461.49 1.000	0.28 1.03	221,461.49 1.00	0.00	337.07 2,267.77
270,496.650	FEDERATED HERMES TREASURY OBLIGATION MMKT INSTL #68 2274000107	60934N500	270,496.65 1.000	0.34 1.03	270,496.65 1.00	0.00	404.58 2,769.89
297,255.580	FEDERATED HERMES TREASURY OBLIGATION MMKT INSTL #68 2274000116	60934N500	297,255.58 1.000	0.37 1.03	297,255.58 1.00	0.00	323.80 3,043.90
<b>907,982.500</b>	<b>TOTAL SHORT TERM INVT US GOVT</b>		<b>907,982.50</b>	<b>1.14 1.03</b>	<b>907,982.50</b>	<b>0.00</b>	<b>1,239.63 9,297.74</b>
<b>907,982.500</b>	<b>TOTAL STIF &amp; MONEY MARKET FUNDS</b>		<b>907,982.50</b>	<b>1.14 1.03</b>	<b>907,982.50</b>	<b>0.00</b>	<b>1,239.63 9,297.74</b>
<b>U.S. GOVERNMENT &amp; AGENCY BONDS</b>							
<b>US TREASURIES</b>							
65,000.000	UNITED STATES TREASURY NOTES DTD 01/15/2022 1.125% 01/15/2025 2274000063	91282CDS7	61,988.55 95.367	0.08 1.18	64,494.94 0.99	-2,506.39	337.34 731.25

# DETAIL OF ASSETS HELD

AS OF 6/30/22

ACCOUNT M30024

WTCPUA

SHARES PAR VALUE	ASSET DESCRIPTION	CUSIP NUMBER MOODYS	MARKET VALUE MARKET PRICE	% MKT YLD MKT	COST UNIT COST	UNREALIZED GAIN/LOSS	ACCRUED INCOME EST ANN INCOME
55,000.000	UNITED STATES TREASURY NOTES DTD 01/15/2022 1.125% 01/15/2025 2274000072	91282CDS7	52,451.85 95.367	0.07 1.18	54,572.65 0.99	-2,120.80	285.45 618.75
110,000.000	UNITED STATES TREASURY NOTES DTD 01/15/2022 1.125% 01/15/2025 2274000081	91282CDS7	104,903.70 95.367	0.13 1.18	109,145.29 0.99	-4,241.59	570.89 1,237.50
430,000.000	UNITED STATES TREASURY NOTES DTD 01/15/2022 1.125% 01/15/2025 2274000090	91282CDS7	410,078.10 95.367	0.51 1.18	426,658.86 0.99	-16,580.76	2,231.66 4,837.50
505,000.000	UNITED STATES TREASURY NOTES DTD 01/15/2022 1.125% 01/15/2025 2274000107	91282CDS7	481,603.35 95.367	0.60 1.18	501,076.11 0.99	-19,472.76	2,620.91 5,681.25
305,000.000	UNITED STATES TREASURY NOTES DTD 01/15/2022 1.125% 01/15/2025 2274000116	91282CDS7	290,869.35 95.367	0.37 1.18	300,647.70 0.99	-9,778.35	1,582.92 3,431.25
97,100.000	UNITED STATES TREASURY NOTES DTD 03/15/2022 1.750% 03/15/2025 2274000063	91282CED9	93,872.40 96.676	0.12 1.81	95,006.40 0.98	-1,134.00	498.69 1,699.25
96,200.000	UNITED STATES TREASURY NOTES DTD 03/15/2022 1.750% 03/15/2025 2274000072	91282CED9	93,002.31 96.676	0.12 1.81	94,084.66 0.98	-1,082.35	494.07 1,683.50
184,900.000	UNITED STATES TREASURY NOTES DTD 03/15/2022 1.750% 03/15/2025 2274000081	91282CED9	178,753.92 96.676	0.22 1.81	181,115.72 0.98	-2,361.80	949.62 3,235.75
778,700.000	UNITED STATES TREASURY NOTES DTD 03/15/2022 1.750% 03/15/2025 2274000090	91282CED9	752,816.01 96.676	0.94 1.81	761,904.67 0.98	-9,088.66	3,999.30 13,627.25
916,100.000	UNITED STATES TREASURY NOTES DTD 03/15/2022 1.750% 03/15/2025 2274000107	91282CED9	885,648.84 96.676	1.11 1.81	896,333.50 0.98	-10,684.66	4,704.97 16,031.75

# DETAIL OF ASSETS HELD

AS OF 6/30/22

ACCOUNT M30024

WTCPUA

SHARES PAR VALUE	ASSET DESCRIPTION	CUSIP NUMBER MOODYS	MARKET VALUE MARKET PRICE	% MKT YLD MKT	COST UNIT COST	UNREALIZED GAIN/LOSS	ACCRUED INCOME EST ANN INCOME
266,400.000	UNITED STATES TREASURY NOTES DTD 03/15/2022 1.750% 03/15/2025 2274000116	91282CED9	257,544.86 96.676	0.32 1.81	259,426.83 0.97	-1,881.97	1,368.20 4,662.00
95,000.000	UNITED STATES TREASURY NOTES DTD 03/31/2022 2.250% 03/31/2024 2274000063	91282CEG2	93,804.90 98.742	0.12 2.28	94,918.68 1.00	-1,113.78	537.30 2,137.50
95,000.000	UNITED STATES TREASURY NOTES DTD 03/31/2022 2.250% 03/31/2024 2274000072	91282CEG2	93,804.90 98.742	0.12 2.28	94,918.68 1.00	-1,113.78	537.30 2,137.50
180,000.000	UNITED STATES TREASURY NOTES DTD 03/31/2022 2.250% 03/31/2024 2274000081	91282CEG2	177,735.60 98.742	0.22 2.28	179,845.92 1.00	-2,110.32	1,018.03 4,050.00
765,000.000	UNITED STATES TREASURY NOTES DTD 03/31/2022 2.250% 03/31/2024 2274000090	91282CEG2	755,376.30 98.742	0.95 2.28	764,345.14 1.00	-8,968.84	4,326.64 17,212.50
895,000.000	UNITED STATES TREASURY NOTES DTD 03/31/2022 2.250% 03/31/2024 2274000107	91282CEG2	883,740.90 98.742	1.11 2.28	894,233.86 1.00	-10,492.96	5,061.89 20,137.50
390,000.000	UNITED STATES TREASURY NOTES DTD 03/31/2022 2.250% 03/31/2024 2274000116	91282CEG2	385,093.80 98.742	0.48 2.28	389,666.14 1.00	-4,572.34	2,205.74 8,775.00
87,000.000	UNITED STATES TREASURY NOTES DTD 04/15/2022 2.625% 04/15/2025 2274000063	91282CEH0	86,055.18 98.914	0.11 2.65	86,318.52 0.99	-263.34	480.46 2,283.75
69,000.000	UNITED STATES TREASURY NOTES DTD 04/15/2022 2.625% 04/15/2025 2274000072	91282CEH0	68,250.66 98.914	0.09 2.65	68,412.42 0.99	-161.76	381.06 1,811.25
180,700.000	UNITED STATES TREASURY NOTES DTD 04/15/2022 2.625% 04/15/2025 2274000081	91282CEH0	178,737.60 98.914	0.22 2.65	179,389.08 0.99	-651.48	997.92 4,743.38

# DETAIL OF ASSETS HELD

AS OF 6/30/22

ACCOUNT M30024

WTCPUA

SHARES PAR VALUE	ASSET DESCRIPTION	CUSIP NUMBER MOODYS	MARKET VALUE MARKET PRICE	% MKT YLD MKT	COST UNIT COST	UNREALIZED GAIN/LOSS	ACCRUED INCOME EST ANN INCOME
633,000.000	UNITED STATES TREASURY NOTES DTD 04/15/2022 2.625% 04/15/2025 2274000090	91282CEH0	626,125.62 98.914	0.79 2.65	627,609.61 0.99	-1,483.99	3,495.77 16,616.25
745,000.000	UNITED STATES TREASURY NOTES DTD 04/15/2022 2.625% 04/15/2025 2274000107	91282CEH0	736,909.30 98.914	0.92 2.65	738,655.86 0.99	-1,746.56	4,114.29 19,556.25
442,000.000	UNITED STATES TREASURY NOTES DTD 04/15/2022 2.625% 04/15/2025 2274000116	91282CEH0	437,199.88 98.914	0.55 2.65	438,236.09 0.99	-1,036.21	2,440.96 11,602.50
94,800.000	UNITED STATES TREASURY NOTES DTD 05/15/2022 2.750% 05/15/2025 2274000063	91282CEQ0	94,073.83 99.234	0.12 2.77	94,804.57 1.00	-730.74	332.96 2,607.00
93,900.000	UNITED STATES TREASURY NOTES DTD 05/15/2022 2.750% 05/15/2025 2274000072	91282CEQ0	93,180.73 99.234	0.12 2.77	93,902.29 1.00	-721.56	329.80 2,582.25
180,400.000	UNITED STATES TREASURY NOTES DTD 05/15/2022 2.750% 05/15/2025 2274000081	91282CEQ0	179,018.14 99.234	0.23 2.77	180,422.11 1.00	-1,403.97	633.61 4,961.00
760,000.000	UNITED STATES TREASURY NOTES DTD 05/15/2022 2.750% 05/15/2025 2274000090	91282CEQ0	754,178.40 99.234	0.95 2.77	760,095.12 1.00	-5,916.72	2,669.29 20,900.00
894,000.000	UNITED STATES TREASURY NOTES DTD 05/15/2022 2.750% 05/15/2025 2274000107	91282CEQ0	887,151.96 99.234	1.11 2.77	894,108.40 1.00	-6,956.44	3,139.93 24,585.00
390,000.000	UNITED STATES TREASURY NOTES DTD 05/15/2022 2.750% 05/15/2025 2274000116	91282CEQ0	387,012.60 99.234	0.49 2.77	390,045.69 1.00	-3,033.09	1,369.77 10,725.00
85,000.000	UNITED STATES TREASURY NOTES DTD 03/31/2016 1.500% 03/31/2023 2274000063	912828Q29	84,193.35 99.051	0.11 1.52	85,536.72 1.01	-1,343.37	320.49 1,275.00

# DETAIL OF ASSETS HELD

AS OF 6/30/22

ACCOUNT M30024

WTCPUA

SHARES PAR VALUE	ASSET DESCRIPTION	CUSIP NUMBER MOODYS	MARKET VALUE MARKET PRICE	% MKT YLD MKT	COST UNIT COST	UNREALIZED GAIN/LOSS	ACCRUED INCOME EST ANN INCOME
85,000.000	UNITED STATES TREASURY NOTES DTD 03/31/2016 1.500% 03/31/2023 2274000072	912828Q29	84,193.35 99.051	0.11 1.52	85,536.72 1.01	-1,343.37	320.49 1,275.00
165,000.000	UNITED STATES TREASURY NOTES DTD 03/31/2016 1.500% 03/31/2023 2274000081	912828Q29	163,434.15 99.051	0.21 1.52	166,041.87 1.01	-2,607.72	622.13 2,475.00
685,000.000	UNITED STATES TREASURY NOTES DTD 03/31/2016 1.500% 03/31/2023 2274000090	912828Q29	678,499.35 99.051	0.85 1.52	689,325.35 1.01	-10,826.00	2,582.79 10,275.00
810,000.000	UNITED STATES TREASURY NOTES DTD 03/31/2016 1.500% 03/31/2023 2274000107	912828Q29	802,313.10 99.051	1.01 1.52	815,114.64 1.01	-12,801.54	3,054.10 12,150.00
80,000.000	UNITED STATES TREASURY NOTES DTD 02/28/2017 2.125% 02/29/2024 2274000063	912828W48	78,912.80 98.641	0.10 2.16	81,469.21 1.02	-2,556.41	568.21 1,700.00
95,000.000	UNITED STATES TREASURY NOTES DTD 02/28/2017 2.125% 02/29/2024 2274000072	912828W48	93,708.95 98.641	0.12 2.16	96,744.68 1.02	-3,035.73	674.75 2,018.75
180,000.000	UNITED STATES TREASURY NOTES DTD 02/28/2017 2.125% 02/29/2024 2274000081	912828W48	177,553.80 98.641	0.22 2.16	183,305.72 1.02	-5,751.92	1,278.46 3,825.00
750,000.000	UNITED STATES TREASURY NOTES DTD 02/28/2017 2.125% 02/29/2024 2274000090	912828W48	739,807.50 98.641	0.93 2.16	763,773.82 1.02	-23,966.32	5,326.94 15,937.50
885,000.000	UNITED STATES TREASURY NOTES DTD 02/28/2017 2.125% 02/29/2024 2274000107	912828W48	872,972.85 98.641	1.09 2.16	901,253.12 1.02	-28,280.27	6,285.78 18,806.25
130,000.000	UNITED STATES TREASURY NOTES DTD 02/28/2017 2.125% 02/29/2024 2274000116	912828W48	128,233.30 98.641	0.16 2.16	132,387.47 1.02	-4,154.17	923.34 2,762.50



# DETAIL OF ASSETS HELD

AS OF 6/30/22

ACCOUNT M30024

WTCPUA

SHARES PAR VALUE	ASSET DESCRIPTION	CUSIP NUMBER MOODYS	MARKET VALUE MARKET PRICE	% MKT YLD MKT	COST UNIT COST	UNREALIZED GAIN/LOSS	ACCRUED INCOME EST ANN INCOME
122,800.000	UNITED STATES TREASURY NOTES DTD 05/31/2017 2.000% 05/31/2024 2274000063	912828XT2	120,578.55 98.191	0.15 2.04	126,789.90 1.03	-6,211.35	208.02 2,456.00
121,700.000	UNITED STATES TREASURY NOTES DTD 05/31/2017 2.000% 05/31/2024 2274000072	912828XT2	119,498.45 98.191	0.15 2.04	125,653.59 1.03	-6,155.14	206.16 2,434.00
233,700.000	UNITED STATES TREASURY NOTES DTD 05/31/2017 2.000% 05/31/2024 2274000081	912828XT2	229,472.37 98.191	0.29 2.04	241,290.53 1.03	-11,818.16	395.89 4,674.00
984,500.000	UNITED STATES TREASURY NOTES DTD 05/31/2017 2.000% 05/31/2024 2274000090	912828XT2	966,690.40 98.191	1.21 2.04	1,016,474.36 1.03	-49,783.96	1,667.73 19,690.00
1,158,100.000	UNITED STATES TREASURY NOTES DTD 05/31/2017 2.000% 05/31/2024 2274000107	912828XT2	1,137,149.97 98.191	1.43 2.04	1,195,712.86 1.03	-58,562.89	1,961.81 23,162.00
410,400.000	UNITED STATES TREASURY NOTES DTD 05/31/2017 2.000% 05/31/2024 2274000116	912828XT2	402,975.86 98.191	0.51 2.04	423,678.03 1.03	-20,702.17	695.21 8,208.00
116,500.000	UNITED STATES TREASURY NOTES DTD 07/31/2019 1.750% 07/31/2024 2274000063	912828Y87	113,578.18 97.492	0.14 1.80	120,876.25 1.04	-7,298.07	850.42 2,038.75
112,300.000	UNITED STATES TREASURY NOTES DTD 07/31/2019 1.750% 07/31/2024 2274000072	912828Y87	109,483.52 97.492	0.14 1.80	116,517.34 1.04	-7,033.82	819.76 1,965.25
249,300.000	UNITED STATES TREASURY NOTES DTD 07/31/2019 1.750% 07/31/2024 2274000081	912828Y87	243,047.56 97.492	0.31 1.80	258,658.11 1.04	-15,610.55	1,819.82 4,362.75
1,191,200.000	UNITED STATES TREASURY NOTES DTD 07/31/2019 1.750% 07/31/2024 2274000090	912828Y87	1,161,324.70 97.492	1.46 1.80	1,236,118.06 1.04	-74,793.36	8,695.43 20,846.00

DETAIL OF ASSETS HELD

AS OF 6/30/22

ACCOUNT M30024

WTCPUA

SHARES PAR VALUE	ASSET DESCRIPTION	CUSIP NUMBER MOODYS	MARKET VALUE MARKET PRICE	% MKT YLD MKT	COST UNIT COST	UNREALIZED GAIN/LOSS	ACCRUED INCOME EST ANN INCOME
1,413,000.000	UNITED STATES TREASURY NOTES DTD 07/31/2019 1.750% 07/31/2024 2274000107	912828Y87	1,377,561.96 97.492	1.73 1.80	1,466,281.01 1.04	-88,719.05	10,314.51 24,727.50
537,000.000	UNITED STATES TREASURY NOTES DTD 07/31/2019 1.750% 07/31/2024 2274000116	912828Y87	523,532.04 97.492	0.66 1.80	557,387.24 1.04	-33,855.20	3,919.95 9,397.50
57,200.000	UNITED STATES TREASURY NOTES DTD 01/31/2018 2.375% 01/31/2023 2274000063	9128283U2	57,128.50 99.875	0.07 2.38	57,678.02 1.01	-549.52	566.67 1,358.50
53,100.000	UNITED STATES TREASURY NOTES DTD 01/31/2018 2.375% 01/31/2023 2274000072	9128283U2	53,033.63 99.875	0.07 2.38	53,544.78 1.01	-511.15	526.05 1,261.13
146,400.000	UNITED STATES TREASURY NOTES DTD 01/31/2018 2.375% 01/31/2023 2274000081	9128283U2	146,217.00 99.875	0.18 2.38	147,630.30 1.01	-1,413.30	1,450.35 3,477.00
20,000.000	UNITED STATES TREASURY NOTES DTD 04/30/2018 2.750% 04/30/2023 2274000072	9128284L1	19,979.00 99.895	0.03 2.75	20,362.87 1.02	-383.87	92.66 550.00
65,000.000	UNITED STATES TREASURY NOTES DTD 05/31/2018 2.750% 05/31/2023 2274000063	9128284S6	64,913.55 99.867	0.08 2.75	65,775.99 1.01	-862.44	151.40 1,787.50
55,000.000	UNITED STATES TREASURY NOTES DTD 05/31/2018 2.750% 05/31/2023 2274000072	9128284S6	54,926.85 99.867	0.07 2.75	55,656.60 1.01	-729.75	128.11 1,512.50
45,000.000	UNITED STATES TREASURY NOTES DTD 05/31/2018 2.750% 05/31/2023 2274000081	9128284S6	44,940.15 99.867	0.06 2.75	45,537.23 1.01	-597.08	104.82 1,237.50
690,000.000	UNITED STATES TREASURY NOTES DTD 05/31/2018 2.750% 05/31/2023 2274000090	9128284S6	689,082.30 99.867	0.86 2.75	698,237.43 1.01	-9,155.13	1,607.17 18,975.00

DETAIL OF ASSETS HELD

AS OF 6/30/22

ACCOUNT M30024

WTCPUA

SHARES PAR VALUE	ASSET DESCRIPTION	CUSIP NUMBER MOODYS	MARKET VALUE MARKET PRICE	% MKT YLD MKT	COST UNIT COST	UNREALIZED GAIN/LOSS	ACCRUED INCOME EST ANN INCOME
810,000.000	UNITED STATES TREASURY NOTES DTD 05/31/2018 2.750% 05/31/2023 2274000107	9128284S6	808,922.70 99.867	1.01 2.75	819,670.03 1.01	-10,747.33	1,886.68 22,275.00
90,000.000	UNITED STATES TREASURY NOTES DTD 12/31/2018 2.625% 12/31/2023 2274000063	9128285U0	89,550.00 99.500	0.11 2.64	93,264.84 1.04	-3,714.84	6.42 2,362.50
90,000.000	UNITED STATES TREASURY NOTES DTD 12/31/2018 2.625% 12/31/2023 2274000072	9128285U0	89,550.00 99.500	0.11 2.64	93,264.84 1.04	-3,714.84	6.42 2,362.50
170,000.000	UNITED STATES TREASURY NOTES DTD 12/31/2018 2.625% 12/31/2023 2274000081	9128285U0	169,150.00 99.500	0.21 2.64	176,166.92 1.04	-7,016.92	12.13 4,462.50
715,000.000	UNITED STATES TREASURY NOTES DTD 12/31/2018 2.625% 12/31/2023 2274000090	9128285U0	711,425.00 99.500	0.89 2.64	740,937.33 1.04	-29,512.33	51.00 18,768.75
845,000.000	UNITED STATES TREASURY NOTES DTD 12/31/2018 2.625% 12/31/2023 2274000107	9128285U0	840,775.00 99.500	1.05 2.64	875,653.21 1.04	-34,878.21	60.28 22,181.25
621,500.000	UNITED STATES TREASURY NOTES DTD 12/31/2018 2.625% 12/31/2023 2274000116	9128285U0	618,392.50 99.500	0.78 2.64	644,185.88 1.04	-25,793.38	44.33 16,314.38
<b>25,872,900.000</b>	<b>TOTAL US TREASURIES</b>		<b>25,447,685.78</b>	<b>31.87 2.16</b>	<b>26,187,888.38</b>	<b>-740,202.60</b>	<b>113,923.42 550,248.38</b>
	<b>GOVERNMENT AGENCIES</b>						
55,000.000	FEDERAL FARM CREDIT BANK DTD 03/08/2018 2.650% 03/08/2023 NON CALLABLE 2274000063	3133EJFK0	55,066.55 100.121	0.07 2.65	56,126.93 1.02	-1,060.38	457.49 1,457.50
55,000.000	FEDERAL FARM CREDIT BANK DTD 03/08/2018 2.650% 03/08/2023 NON CALLABLE 2274000072	3133EJFK0	55,066.55 100.121	0.07 2.65	56,126.93 1.02	-1,060.38	457.49 1,457.50

# DETAIL OF ASSETS HELD

AS OF 6/30/22

ACCOUNT M30024

WTCPUA

SHARES PAR VALUE	ASSET DESCRIPTION	CUSIP NUMBER MOODYS	MARKET VALUE MARKET PRICE	% MKT YLD MKT	COST UNIT COST	UNREALIZED GAIN/LOSS	ACCRUED INCOME EST ANN INCOME
100,000.000	FEDERAL FARM CREDIT BANK DTD 03/08/2018 2.650% 03/08/2023 NON CALLABLE 2274000081	3133EJFK0	100,121.00 100.121	0.13 2.65	102,048.96 1.02	-1,927.96	831.81 2,650.00
425,000.000	FEDERAL FARM CREDIT BANK DTD 03/08/2018 2.650% 03/08/2023 NON CALLABLE 2274000090	3133EJFK0	425,514.25 100.121	0.53 2.65	433,708.11 1.02	-8,193.86	3,535.17 11,262.50
500,000.000	FEDERAL FARM CREDIT BANK DTD 03/08/2018 2.650% 03/08/2023 NON CALLABLE 2274000107	3133EJFK0	500,605.00 100.121	0.63 2.65	510,244.83 1.02	-9,639.83	4,159.03 13,250.00
240,000.000	FEDERAL FARM CREDIT BANK DTD 03/08/2018 2.650% 03/08/2023 NON CALLABLE 2274000116	3133EJFK0	240,290.40 100.121	0.30 2.65	244,917.53 1.02	-4,627.13	1,996.33 6,360.00
26,000.000	FEDERAL FARM CREDIT BANK DTD 12/09/2021 0.920% 12/09/2024 NON CALLABLE 2274000063	3133ENGQ7	24,734.32 95.132	0.03 0.97	25,993.50 1.00	-1,259.18	14.62 239.20
30,000.000	FEDERAL FARM CREDIT BANK DTD 12/09/2021 0.920% 12/09/2024 NON CALLABLE 2274000072	3133ENGQ7	28,539.60 95.132	0.04 0.97	29,992.50 1.00	-1,452.90	16.87 276.00
62,000.000	FEDERAL FARM CREDIT BANK DTD 12/09/2021 0.920% 12/09/2024 NON CALLABLE 2274000081	3133ENGQ7	58,981.84 95.132	0.07 0.97	61,984.50 1.00	-3,002.66	34.86 570.40
260,000.000	FEDERAL FARM CREDIT BANK DTD 12/09/2021 0.920% 12/09/2024 NON CALLABLE 2274000090	3133ENGQ7	247,343.20 95.132	0.31 0.97	259,935.00 1.00	-12,591.80	146.18 2,392.00

# DETAIL OF ASSETS HELD

AS OF 6/30/22

ACCOUNT M30024

WTCPUA

SHARES PAR VALUE	ASSET DESCRIPTION	CUSIP NUMBER MOODYS	MARKET VALUE MARKET PRICE	% MKT YLD MKT	COST UNIT COST	UNREALIZED GAIN/LOSS	ACCRUED INCOME EST ANN INCOME
305,000.000	FEDERAL FARM CREDIT BANK DTD 12/09/2021 0.920% 12/09/2024 NON CALLABLE 2274000107	3133ENGQ7	290,152.60 95.132	0.36 0.97	304,923.75 1.00	-14,771.15	171.48 2,806.00
317,000.000	FEDERAL FARM CREDIT BANK DTD 12/09/2021 0.920% 12/09/2024 NON CALLABLE 2274000116	3133ENGQ7	301,568.44 95.132	0.38 0.97	316,920.75 1.00	-15,352.31	178.22 2,916.40
65,000.000	FEDERAL HOME LOAN BANK DTD 02/08/2013 2.125% 03/10/2023 NON CALLABLE 2274000063	313382AX1	64,791.35 99.679	0.08 2.13	66,099.17 1.02	-1,307.82	425.89 1,381.25
60,000.000	FEDERAL HOME LOAN BANK DTD 02/08/2013 2.125% 03/10/2023 NON CALLABLE 2274000072	313382AX1	59,807.40 99.679	0.08 2.13	61,014.62 1.02	-1,207.22	393.12 1,275.00
100,000.000	FEDERAL HOME LOAN BANK DTD 02/08/2013 2.125% 03/10/2023 NON CALLABLE 2274000081	313382AX1	99,679.00 99.679	0.13 2.13	101,691.03 1.02	-2,012.03	655.21 2,125.00
305,000.000	FEDERAL HOME LOAN BANK DTD 02/08/2013 2.125% 03/10/2023 NON CALLABLE 2274000090	313382AX1	304,020.95 99.679	0.38 2.13	310,157.63 1.02	-6,136.68	1,998.39 6,481.25
375,000.000	FEDERAL HOME LOAN BANK DTD 02/08/2013 2.125% 03/10/2023 NON CALLABLE 2274000107	313382AX1	373,796.25 99.679	0.47 2.13	381,341.35 1.02	-7,545.10	2,457.03 7,968.75
150,000.000	FEDERAL HOME LOAN BANK DTD 02/08/2013 2.125% 03/10/2023 NON CALLABLE 2274000116	313382AX1	149,518.50 99.679	0.19 2.13	152,536.54 1.02	-3,018.04	982.81 3,187.50

# DETAIL OF ASSETS HELD

AS OF 6/30/22

ACCOUNT M30024

WTCPUA

SHARES PAR VALUE	ASSET DESCRIPTION	CUSIP NUMBER MOODYS	MARKET VALUE MARKET PRICE	% MKT YLD MKT	COST UNIT COST	UNREALIZED GAIN/LOSS	ACCRUED INCOME EST ANN INCOME
60,000.000	FEDERAL NATIONAL MORTGAGE ASSN DTD 07/08/2019 1.750% 07/02/2024 NON CALLABLE 2274000063	3135G0V75	58,644.60 97.741	0.07 1.79	62,218.20 1.04	-3,573.60	522.08 1,050.00
60,000.000	FEDERAL NATIONAL MORTGAGE ASSN DTD 07/08/2019 1.750% 07/02/2024 NON CALLABLE 2274000072	3135G0V75	58,644.60 97.741	0.07 1.79	62,218.20 1.04	-3,573.60	522.08 1,050.00
115,000.000	FEDERAL NATIONAL MORTGAGE ASSN DTD 07/08/2019 1.750% 07/02/2024 NON CALLABLE 2274000081	3135G0V75	112,402.15 97.741	0.14 1.79	119,251.56 1.04	-6,849.41	1,000.66 2,012.50
490,000.000	FEDERAL NATIONAL MORTGAGE ASSN DTD 07/08/2019 1.750% 07/02/2024 NON CALLABLE 2274000090	3135G0V75	478,930.90 97.741	0.60 1.79	508,115.32 1.04	-29,184.42	4,263.68 8,575.00
575,000.000	FEDERAL NATIONAL MORTGAGE ASSN DTD 07/08/2019 1.750% 07/02/2024 NON CALLABLE 2274000107	3135G0V75	562,010.75 97.741	0.70 1.79	596,257.78 1.04	-34,247.03	5,003.30 10,062.50
335,000.000	FEDERAL NATIONAL MORTGAGE ASSN DTD 07/08/2019 1.750% 07/02/2024 NON CALLABLE 2274000116	3135G0V75	327,432.35 97.741	0.41 1.79	347,384.96 1.04	-19,952.61	2,914.97 5,862.50
80,000.000	FEDERAL NATIONAL MORTGAGE ASSN DTD 11/12/2020 0.500% 11/07/2025 NON CALLABLE 2274000063	3135G06G3	73,448.00 91.810	0.09 0.55	80,076.05 1.00	-6,628.05	60.00 400.00
80,000.000	FEDERAL NATIONAL MORTGAGE ASSN DTD 11/12/2020 0.500% 11/07/2025 NON CALLABLE 2274000072	3135G06G3	73,448.00 91.810	0.09 0.55	80,076.05 1.00	-6,628.05	60.00 400.00

DETAIL OF ASSETS HELD

AS OF 6/30/22

ACCOUNT M30024

WTCPUA

SHARES PAR VALUE	ASSET DESCRIPTION	CUSIP NUMBER MOODYS	MARKET VALUE MARKET PRICE	% MKT YLD MKT	COST UNIT COST	UNREALIZED GAIN/LOSS	ACCRUED INCOME EST ANN INCOME
150,000.000	FEDERAL NATIONAL MORTGAGE ASSN DTD 11/12/2020 0.500% 11/07/2025 NON CALLABLE 2274000081	3135G06G3	137,715.00 91.810	0.17 0.55	150,142.60 1.00	-12,427.60	112.50 750.00
640,000.000	FEDERAL NATIONAL MORTGAGE ASSN DTD 11/12/2020 0.500% 11/07/2025 NON CALLABLE 2274000090	3135G06G3	587,584.00 91.810	0.74 0.55	640,608.43 1.00	-53,024.43	480.00 3,200.00
750,000.000	FEDERAL NATIONAL MORTGAGE ASSN DTD 11/12/2020 0.500% 11/07/2025 NON CALLABLE 2274000107	3135G06G3	688,575.00 91.810	0.86 0.55	750,713.01 1.00	-62,138.01	562.50 3,750.00
465,000.000	FEDERAL NATIONAL MORTGAGE ASSN DTD 11/12/2020 0.500% 11/07/2025 NON CALLABLE 2274000116	3135G06G3	426,916.50 91.810	0.54 0.55	465,442.06 1.00	-38,525.56	348.75 2,325.00
65,000.000	FEDERAL HOME LOAN MORTGAGE CORP MEDIUM TERM NOTE DTD 06/26/2020 0.250% 06/26/2023 NON CALLABLE 2274000063	3137EAES4	63,263.20 97.328	0.08 0.26	65,011.00 1.00	-1,747.80	2.26 162.50
65,000.000	FEDERAL HOME LOAN MORTGAGE CORP MEDIUM TERM NOTE DTD 06/26/2020 0.250% 06/26/2023 NON CALLABLE 2274000072	3137EAES4	63,263.20 97.328	0.08 0.26	65,011.00 1.00	-1,747.80	2.26 162.50
125,000.000	FEDERAL HOME LOAN MORTGAGE CORP MEDIUM TERM NOTE DTD 06/26/2020 0.250% 06/26/2023 NON CALLABLE 2274000081	3137EAES4	121,660.00 97.328	0.15 0.26	125,021.15 1.00	-3,361.15	4.34 312.50
515,000.000	FEDERAL HOME LOAN MORTGAGE CORP MEDIUM TERM NOTE DTD 06/26/2020 0.250% 06/26/2023 NON CALLABLE 2274000090	3137EAES4	501,239.20 97.328	0.63 0.26	515,087.15 1.00	-13,847.95	17.88 1,287.50

# DETAIL OF ASSETS HELD

AS OF 6/30/22

ACCOUNT M30024

WTCPUA

SHARES PAR VALUE	ASSET DESCRIPTION	CUSIP NUMBER MOODYS	MARKET VALUE MARKET PRICE	% MKT YLD MKT	COST UNIT COST	UNREALIZED GAIN/LOSS	ACCRUED INCOME EST ANN INCOME
610,000.000	FEDERAL HOME LOAN MORTGAGE CORP MEDIUM TERM NOTE DTD 06/26/2020 0.250% 06/26/2023 NON CALLABLE 2274000107	3137EAES4	593,700.80 97.328	0.74 0.26	610,103.23 1.00	-16,402.43	21.18 1,525.00
355,000.000	FEDERAL HOME LOAN MORTGAGE CORP MEDIUM TERM NOTE DTD 06/26/2020 0.250% 06/26/2023 NON CALLABLE 2274000116	3137EAES4	345,514.40 97.328	0.43 0.26	355,060.07 1.00	-9,545.67	12.33 887.50
8,965,000.000	TOTAL GOVERNMENT AGENCIES		8,653,989.85	10.84 1.29	9,073,561.45	-419,571.60	34,822.77 111,831.25
34,837,900.000	TOTAL U.S. GOVERNMENT & AGENCY BONDS		34,101,675.63	42.71 1.94	35,261,449.83	-1,159,774.20	148,746.19 662,079.62
	CORPORATE OBLIGATIONS						
	DOMESTIC BONDS						
40,000.000	CHEVRON CORP DTD 05/11/2020 1.141% 05/11/2023 NON CALLABLE 2274000063	166764BV1 AA2	39,314.40 98.286	0.05 1.16	40,324.08 1.01	-1,009.68	63.39 456.40
40,000.000	CHEVRON CORP DTD 05/11/2020 1.141% 05/11/2023 NON CALLABLE 2274000072	166764BV1 AA2	39,314.40 98.286	0.05 1.16	40,324.08 1.01	-1,009.68	63.39 456.40
75,000.000	CHEVRON CORP DTD 05/11/2020 1.141% 05/11/2023 NON CALLABLE 2274000081	166764BV1 AA2	73,714.50 98.286	0.09 1.16	75,607.73 1.01	-1,893.23	118.85 855.75
320,000.000	CHEVRON CORP DTD 05/11/2020 1.141% 05/11/2023 NON CALLABLE 2274000090	166764BV1 AA2	314,515.20 98.286	0.39 1.16	322,592.32 1.01	-8,077.12	507.11 3,651.20



# DETAIL OF ASSETS HELD

AS OF 6/30/22

ACCOUNT M30024

WTCPUA

SHARES PAR VALUE	ASSET DESCRIPTION	CUSIP NUMBER MOODYS	MARKET VALUE MARKET PRICE	% MKT YLD MKT	COST UNIT COST	UNREALIZED GAIN/LOSS	ACCRUED INCOME EST ANN INCOME
375,000.000	CHEVRON CORP DTD 05/11/2020 1.141% 05/11/2023 NON CALLABLE 2274000107	166764BV1 AA2	368,572.50 98.286	0.46 1.16	378,038.26 1.01	-9,465.76	594.27 4,278.75
165,000.000	CHEVRON CORP DTD 05/11/2020 1.141% 05/11/2023 NON CALLABLE 2274000116	166764BV1 AA2	162,171.90 98.286	0.20 1.16	166,336.83 1.01	-4,164.93	261.48 1,882.65
40,000.000	EXXON MOBIL CORPORATION DTD 04/15/2020 1.571% 04/15/2023 NON CALLABLE 2274000063	30231GBL5 AA2	39,601.60 99.004	0.05 1.59	40,476.37 1.01	-874.77	132.66 628.40
40,000.000	EXXON MOBIL CORPORATION DTD 04/15/2020 1.571% 04/15/2023 NON CALLABLE 2274000072	30231GBL5 AA2	39,601.60 99.004	0.05 1.59	40,476.37 1.01	-874.77	132.66 628.40
75,000.000	EXXON MOBIL CORPORATION DTD 04/15/2020 1.571% 04/15/2023 NON CALLABLE 2274000081	30231GBL5 AA2	74,253.00 99.004	0.09 1.59	75,893.20 1.01	-1,640.20	248.74 1,178.25
315,000.000	EXXON MOBIL CORPORATION DTD 04/15/2020 1.571% 04/15/2023 NON CALLABLE 2274000090	30231GBL5 AA2	311,862.60 99.004	0.39 1.59	318,751.13 1.01	-6,888.53	1,044.72 4,948.65
370,000.000	EXXON MOBIL CORPORATION DTD 04/15/2020 1.571% 04/15/2023 NON CALLABLE 2274000107	30231GBL5 AA2	366,314.80 99.004	0.46 1.59	374,406.08 1.01	-8,091.28	1,227.13 5,812.70
160,000.000	EXXON MOBIL CORPORATION DTD 04/15/2020 1.571% 04/15/2023 NON CALLABLE 2274000116	30231GBL5 AA2	158,406.40 99.004	0.20 1.59	161,905.33 1.01	-3,498.93	530.65 2,513.60

# DETAIL OF ASSETS HELD

AS OF 6/30/22

ACCOUNT M30024

WTCPUA

SHARES PAR VALUE	ASSET DESCRIPTION	CUSIP NUMBER MOODYS	MARKET VALUE MARKET PRICE	% MKT YLD MKT	COST UNIT COST	UNREALIZED GAIN/LOSS	ACCRUED INCOME EST ANN INCOME
25,000.000	J PAUL GETTY TRUST DTD 01/28/2021 0.391% 01/01/2024 CALLABLE 2274000063	374288AB4 AAA	24,002.50 96.010	0.03 0.41	25,000.00 1.00	-997.50	48.88 97.75
24,000.000	J PAUL GETTY TRUST DTD 01/28/2021 0.391% 01/01/2024 CALLABLE 2274000072	374288AB4 AAA	23,042.40 96.010	0.03 0.41	24,000.00 1.00	-957.60	46.92 93.84
47,000.000	J PAUL GETTY TRUST DTD 01/28/2021 0.391% 01/01/2024 CALLABLE 2274000081	374288AB4 AAA	45,124.70 96.010	0.06 0.41	47,000.00 1.00	-1,875.30	91.89 183.77
197,000.000	J PAUL GETTY TRUST DTD 01/28/2021 0.391% 01/01/2024 CALLABLE 2274000090	374288AB4 AAA	189,139.70 96.010	0.24 0.41	197,000.00 1.00	-7,860.30	385.14 770.27
231,000.000	J PAUL GETTY TRUST DTD 01/28/2021 0.391% 01/01/2024 CALLABLE 2274000107	374288AB4 AAA	221,783.10 96.010	0.28 0.41	231,000.00 1.00	-9,216.90	451.61 903.21
101,000.000	J PAUL GETTY TRUST DTD 01/28/2021 0.391% 01/01/2024 CALLABLE 2274000116	374288AB4 AAA	96,970.10 96.010	0.12 0.41	101,000.00 1.00	-4,029.90	197.46 394.91
29,000.000	SMITHSONIAN INSTITUTION DTD 06/18/2020 0.974% 09/01/2023 NON CALLABLE 2274000063	832432AG3 AAA	28,261.37 97.453	0.04 1.00	29,000.00 1.00	-738.63	94.15 282.46
29,000.000	SMITHSONIAN INSTITUTION DTD 06/18/2020 0.974% 09/01/2023 NON CALLABLE 2274000072	832432AG3 AAA	28,261.37 97.453	0.04 1.00	29,000.00 1.00	-738.63	94.15 282.46

# DETAIL OF ASSETS HELD

AS OF 6/30/22

ACCOUNT M30024

WTCPUA

SHARES PAR VALUE	ASSET DESCRIPTION	CUSIP NUMBER MOODYS	MARKET VALUE MARKET PRICE	% MKT YLD MKT	COST UNIT COST	UNREALIZED GAIN/LOSS	ACCRUED INCOME EST ANN INCOME
55,000.000	SMITHSONIAN INSTITUTION DTD 06/18/2020 0.974% 09/01/2023 NON CALLABLE 2274000081	832432AG3 AAA	53,599.15 97.453	0.07 1.00	55,000.00 1.00	-1,400.85	178.57 535.70
231,000.000	SMITHSONIAN INSTITUTION DTD 06/18/2020 0.974% 09/01/2023 NON CALLABLE 2274000090	832432AG3 AAA	225,116.43 97.453	0.28 1.00	231,000.00 1.00	-5,883.57	749.98 2,249.94
272,000.000	SMITHSONIAN INSTITUTION DTD 06/18/2020 0.974% 09/01/2023 NON CALLABLE 2274000107	832432AG3 AAA	265,072.16 97.453	0.33 1.00	272,000.00 1.00	-6,927.84	883.09 2,649.28
159,000.000	SMITHSONIAN INSTITUTION DTD 06/18/2020 0.974% 09/01/2023 NON CALLABLE 2274000116	832432AG3 AAA	154,950.27 97.453	0.20 1.00	159,000.00 1.00	-4,049.73	516.22 1,548.66
3,415,000.000	TOTAL DOMESTIC BONDS		3,342,966.15	4.19 1.12	3,435,131.78	-92,165.63	8,663.11 37,283.40
3,415,000.000	TOTAL CORPORATE OBLIGATIONS		3,342,966.15	4.19 1.12	3,435,131.78	-92,165.63	8,663.11 37,283.40
	MUNICIPAL OBLIGATIONS						
	MUNICIPAL TAX EXEMPT						
25,000.000	APEX NORTH CAROLINA GENERAL OBLIGATION DTD 06/04/2020 5.000% 06/01/2023 NON CALLABLE 2274000063	037591RN6 AAA	25,761.00 103.044	0.03 4.85	26,112.25 1.04	-351.25	104.17 1,250.00
25,000.000	APEX NORTH CAROLINA GENERAL OBLIGATION DTD 06/04/2020 5.000% 06/01/2023 NON CALLABLE 2274000072	037591RN6 AAA	25,761.00 103.044	0.03 4.85	26,112.25 1.04	-351.25	104.17 1,250.00

# DETAIL OF ASSETS HELD

AS OF 6/30/22

ACCOUNT M30024

WTCPUA

SHARES PAR VALUE	ASSET DESCRIPTION	CUSIP NUMBER MOODYS	MARKET VALUE MARKET PRICE	% MKT YLD MKT	COST UNIT COST	UNREALIZED GAIN/LOSS	ACCRUED INCOME EST ANN INCOME
45,000.000	APEX NORTH CAROLINA GENERAL OBLIGATION DTD 06/04/2020 5.000% 06/01/2023 NON CALLABLE 2274000081	037591RN6 AAA	46,369.80 103.044	0.06 4.85	47,002.00 1.04	-632.20	187.50 2,250.00
200,000.000	APEX NORTH CAROLINA GENERAL OBLIGATION DTD 06/04/2020 5.000% 06/01/2023 NON CALLABLE 2274000090	037591RN6 AAA	206,088.00 103.044	0.26 4.85	208,898.21 1.04	-2,810.21	833.33 10,000.00
235,000.000	APEX NORTH CAROLINA GENERAL OBLIGATION DTD 06/04/2020 5.000% 06/01/2023 NON CALLABLE 2274000107	037591RN6 AAA	242,153.40 103.044	0.30 4.85	245,454.91 1.04	-3,301.51	979.17 11,750.00
140,000.000	APEX NORTH CAROLINA GENERAL OBLIGATION DTD 06/04/2020 5.000% 06/01/2023 NON CALLABLE 2274000116	037591RN6 AAA	144,261.60 103.044	0.18 4.85	146,228.74 1.04	-1,967.14	583.33 7,000.00
670,000.000	<b>TOTAL MUNICIPAL TAX EXEMPT</b>		690,394.80	0.87 4.85	699,808.36	-9,413.56	2,791.67 33,500.00
	<b>MUNICIPAL TAXABLE</b>						
10,000.000	ALABAMA STATE FEDERAL AID HIGHWAY TRANSPORTATION REVENUE DTD 10/14/2021 0.449% 09/01/2023 NON CALLABLE 2274000063	010268CK4 AA2	9,714.10 97.141	0.01 0.46	10,000.00 1.00	-285.90	14.97 44.90
10,000.000	ALABAMA STATE FEDERAL AID HIGHWAY TRANSPORTATION REVENUE DTD 10/14/2021 0.449% 09/01/2023 NON CALLABLE 2274000072	010268CK4 AA2	9,714.10 97.141	0.01 0.46	10,000.00 1.00	-285.90	14.97 44.90

# DETAIL OF ASSETS HELD

AS OF 6/30/22

ACCOUNT M30024

WTCPUA

SHARES PAR VALUE	ASSET DESCRIPTION	CUSIP NUMBER MOODYS	MARKET VALUE MARKET PRICE	% MKT YLD MKT	COST UNIT COST	UNREALIZED GAIN/LOSS	ACCRUED INCOME EST ANN INCOME
15,000.000	ALABAMA STATE FEDERAL AID HIGHWAY TRANSPORTATION REVENUE DTD 10/14/2021 0.449% 09/01/2023 NON CALLABLE 2274000081	010268CK4 AA2	14,571.15 97.141	0.02 0.46	15,000.00 1.00	-428.85	22.45 67.35
70,000.000	ALABAMA STATE FEDERAL AID HIGHWAY TRANSPORTATION REVENUE DTD 10/14/2021 0.449% 09/01/2023 NON CALLABLE 2274000090	010268CK4 AA2	67,998.70 97.141	0.09 0.46	70,000.00 1.00	-2,001.30	104.77 314.30
85,000.000	ALABAMA STATE FEDERAL AID HIGHWAY TRANSPORTATION REVENUE DTD 10/14/2021 0.449% 09/01/2023 NON CALLABLE 2274000107	010268CK4 AA2	82,569.85 97.141	0.10 0.46	85,000.00 1.00	-2,430.15	127.22 381.65
35,000.000	ALABAMA STATE FEDERAL AID HIGHWAY TRANSPORTATION REVENUE DTD 10/14/2021 0.449% 09/01/2023 NON CALLABLE 2274000116	010268CK4 AA2	33,999.35 97.141	0.04 0.46	35,000.00 1.00	-1,000.65	52.38 157.15
30,000.000	ALBUQUERQUE BERNALILLO NEW MEXICO WATER REVENUE DTD 07/07/2020 0.553% 07/01/2023 NON CALLABLE 2274000063	013493JR3 N/A	29,256.60 97.522	0.04 0.57	30,000.00 1.00	-743.40	82.95 165.90
30,000.000	ALBUQUERQUE BERNALILLO NEW MEXICO WATER REVENUE DTD 07/07/2020 0.553% 07/01/2023 NON CALLABLE 2274000072	013493JR3 N/A	29,256.60 97.522	0.04 0.57	30,000.00 1.00	-743.40	82.95 165.90
55,000.000	ALBUQUERQUE BERNALILLO NEW MEXICO WATER REVENUE DTD 07/07/2020 0.553% 07/01/2023 NON CALLABLE 2274000081	013493JR3 N/A	53,637.10 97.522	0.07 0.57	55,000.00 1.00	-1,362.90	152.08 304.15

# DETAIL OF ASSETS HELD

AS OF 6/30/22

ACCOUNT M30024

WTCPUA

SHARES PAR VALUE	ASSET DESCRIPTION	CUSIP NUMBER MOODYS	MARKET VALUE MARKET PRICE	% MKT YLD MKT	COST UNIT COST	UNREALIZED GAIN/LOSS	ACCRUED INCOME EST ANN INCOME
240,000.000	ALBUQUERQUE BERNALILLO NEW MEXICO WATER REVENUE DTD 07/07/2020 0.553% 07/01/2023 NON CALLABLE 2274000090	013493JR3 N/A	234,052.80 97.522	0.29 0.57	240,000.00 1.00	-5,947.20	663.60 1,327.20
280,000.000	ALBUQUERQUE BERNALILLO NEW MEXICO WATER REVENUE DTD 07/07/2020 0.553% 07/01/2023 NON CALLABLE 2274000107	013493JR3 N/A	273,061.60 97.522	0.34 0.57	280,000.00 1.00	-6,938.40	774.20 1,548.40
165,000.000	ALBUQUERQUE BERNALILLO NEW MEXICO WATER REVENUE DTD 07/07/2020 0.553% 07/01/2023 NON CALLABLE 2274000116	013493JR3 N/A	160,911.30 97.522	0.20 0.57	165,000.00 1.00	-4,088.70	456.23 912.45
30,000.000	BEVERLY HILLS CALIFORNIA UNI SCH DIS GENERAL OBLIGATION DTD 04/13/2022 2.650% 08/01/2025 NON CALLABLE 2274000063	088023PK6 AA1	29,395.20 97.984	0.04 2.71	30,000.00 1.00	-604.80	172.25 795.00
30,000.000	BEVERLY HILLS CALIFORNIA UNI SCH DIS GENERAL OBLIGATION DTD 04/13/2022 2.650% 08/01/2025 NON CALLABLE 2274000072	088023PK6 AA1	29,395.20 97.984	0.04 2.71	30,000.00 1.00	-604.80	172.25 795.00
55,000.000	BEVERLY HILLS CALIFORNIA UNI SCH DIS GENERAL OBLIGATION DTD 04/13/2022 2.650% 08/01/2025 NON CALLABLE 2274000081	088023PK6 AA1	53,891.20 97.984	0.07 2.71	55,000.00 1.00	-1,108.80	315.79 1,457.50
235,000.000	BEVERLY HILLS CALIFORNIA UNI SCH DIS GENERAL OBLIGATION DTD 04/13/2022 2.650% 08/01/2025 NON CALLABLE 2274000090	088023PK6 AA1	230,262.40 97.984	0.29 2.71	235,000.00 1.00	-4,737.60	1,349.29 6,227.50

DETAIL OF ASSETS HELD

AS OF 6/30/22

ACCOUNT M30024

WTCPUA

SHARES PAR VALUE	ASSET DESCRIPTION	CUSIP NUMBER MOODYS	MARKET VALUE MARKET PRICE	% MKT YLD MKT	COST UNIT COST	UNREALIZED GAIN/LOSS	ACCRUED INCOME EST ANN INCOME
280,000.000	BEVERLY HILLS CALIFORNIA UNI SCH DIS GENERAL OBLIGATION DTD 04/13/2022 2.650% 08/01/2025 NON CALLABLE 2274000107	088023PK6 AA1	274,355.20 97.984	0.34 2.71	280,000.00 1.00	-5,644.80	1,607.67 7,420.00
120,000.000	BEVERLY HILLS CALIFORNIA UNI SCH DIS GENERAL OBLIGATION DTD 04/13/2022 2.650% 08/01/2025 NON CALLABLE 2274000116	088023PK6 AA1	117,580.80 97.984	0.15 2.71	120,000.00 1.00	-2,419.20	689.00 3,180.00
25,000.000	BIRMINGHAM ALABAMA WTRWKS BRD WTR WATER REVENUE DTD 07/28/2021 0.848% 01/01/2025 NON CALLABLE 2274000063	091096NV5 AA2	23,457.00 93.828	0.03 0.90	25,000.00 1.00	-1,543.00	106.00 212.00
25,000.000	BIRMINGHAM ALABAMA WTRWKS BRD WTR WATER REVENUE DTD 07/28/2021 0.848% 01/01/2025 NON CALLABLE 2274000072	091096NV5 AA2	23,457.00 93.828	0.03 0.90	25,000.00 1.00	-1,543.00	106.00 212.00
50,000.000	BIRMINGHAM ALABAMA WTRWKS BRD WTR WATER REVENUE DTD 07/28/2021 0.848% 01/01/2025 NON CALLABLE 2274000081	091096NV5 AA2	46,914.00 93.828	0.06 0.90	50,000.00 1.00	-3,086.00	212.00 424.00
205,000.000	BIRMINGHAM ALABAMA WTRWKS BRD WTR WATER REVENUE DTD 07/28/2021 0.848% 01/01/2025 NON CALLABLE 2274000090	091096NV5 AA2	192,347.40 93.828	0.24 0.90	205,000.00 1.00	-12,652.60	869.20 1,738.40
245,000.000	BIRMINGHAM ALABAMA WTRWKS BRD WTR WATER REVENUE DTD 07/28/2021 0.848% 01/01/2025 NON CALLABLE 2274000107	091096NV5 AA2	229,878.60 93.828	0.29 0.90	245,000.00 1.00	-15,121.40	1,038.80 2,077.60

# DETAIL OF ASSETS HELD

AS OF 6/30/22

ACCOUNT M30024

WTCPUA

SHARES PAR VALUE	ASSET DESCRIPTION	CUSIP NUMBER MOODYS	MARKET VALUE MARKET PRICE	% MKT YLD MKT	COST UNIT COST	UNREALIZED GAIN/LOSS	ACCRUED INCOME EST ANN INCOME
105,000.000	BIRMINGHAM ALABAMA WTRWKS BRD WTR WATER REVENUE DTD 07/28/2021 0.848% 01/01/2025 NON CALLABLE 2274000116	091096NV5 AA2	98,519.40 93.828	0.12 0.90	105,000.00 1.00	-6,480.60	445.20 890.40
35,000.000	CHICAGO ILLINOIS O'HARE INTERNATIONAL AIRPORT REVENUE DTD 10/07/2020 1.168% 01/01/2024 NON CALLABLE 2274000063	167593S60 N/A	33,783.75 96.525	0.04 1.21	35,359.67 1.01	-1,575.92	204.40 408.80
35,000.000	CHICAGO ILLINOIS O'HARE INTERNATIONAL AIRPORT REVENUE DTD 10/07/2020 1.168% 01/01/2024 NON CALLABLE 2274000072	167593S60 N/A	33,783.75 96.525	0.04 1.21	35,359.67 1.01	-1,575.92	204.40 408.80
65,000.000	CHICAGO ILLINOIS O'HARE INTERNATIONAL AIRPORT REVENUE DTD 10/07/2020 1.168% 01/01/2024 NON CALLABLE 2274000081	167593S60 N/A	62,741.25 96.525	0.08 1.21	65,667.83 1.01	-2,926.58	379.60 759.20
265,000.000	CHICAGO ILLINOIS O'HARE INTERNATIONAL AIRPORT REVENUE DTD 10/07/2020 1.168% 01/01/2024 NON CALLABLE 2274000090	167593S60 N/A	255,791.25 96.525	0.32 1.21	267,722.71 1.01	-11,931.46	1,547.60 3,095.20
310,000.000	CHICAGO ILLINOIS O'HARE INTERNATIONAL AIRPORT REVENUE DTD 10/07/2020 1.168% 01/01/2024 NON CALLABLE 2274000107	167593S60 N/A	299,227.50 96.525	0.38 1.21	313,185.06 1.01	-13,957.56	1,810.40 3,620.80
140,000.000	CHICAGO ILLINOIS O'HARE INTERNATIONAL AIRPORT REVENUE DTD 10/07/2020 1.168% 01/01/2024 NON CALLABLE 2274000116	167593S60 N/A	135,135.00 96.525	0.17 1.21	141,438.69 1.01	-6,303.69	817.60 1,635.20



# DETAIL OF ASSETS HELD

AS OF 6/30/22

ACCOUNT M30024

WTCPUA

SHARES PAR VALUE	ASSET DESCRIPTION	CUSIP NUMBER MOODYS	MARKET VALUE MARKET PRICE	% MKT YLD MKT	COST UNIT COST	UNREALIZED GAIN/LOSS	ACCRUED INCOME EST ANN INCOME
17,000.000	CHICAGO ILLINOIS TRANSIT AUTH SALEST TRANSPORTATION REVENUE DTD 09/03/2020 1.838% 12/01/2023 NON CALLABLE 2274000063	16772PCJ3 N/A	16,629.06 97.818	0.02 1.88	17,000.00 1.00	-370.94	26.04 312.46
17,000.000	CHICAGO ILLINOIS TRANSIT AUTH SALEST TRANSPORTATION REVENUE DTD 09/03/2020 1.838% 12/01/2023 NON CALLABLE 2274000072	16772PCJ3 N/A	16,629.06 97.818	0.02 1.88	17,000.00 1.00	-370.94	26.04 312.46
33,000.000	CHICAGO ILLINOIS TRANSIT AUTH SALEST TRANSPORTATION REVENUE DTD 09/03/2020 1.838% 12/01/2023 NON CALLABLE 2274000081	16772PCJ3 N/A	32,279.94 97.818	0.04 1.88	33,000.00 1.00	-720.06	50.55 606.54
139,000.000	CHICAGO ILLINOIS TRANSIT AUTH SALEST TRANSPORTATION REVENUE DTD 09/03/2020 1.838% 12/01/2023 NON CALLABLE 2274000090	16772PCJ3 N/A	135,967.02 97.818	0.17 1.88	139,000.00 1.00	-3,032.98	212.90 2,554.82
163,000.000	CHICAGO ILLINOIS TRANSIT AUTH SALEST TRANSPORTATION REVENUE DTD 09/03/2020 1.838% 12/01/2023 NON CALLABLE 2274000107	16772PCJ3 N/A	159,443.34 97.818	0.20 1.88	163,000.00 1.00	-3,556.66	249.66 2,995.94
71,000.000	CHICAGO ILLINOIS TRANSIT AUTH SALEST TRANSPORTATION REVENUE DTD 09/03/2020 1.838% 12/01/2023 NON CALLABLE 2274000116	16772PCJ3 N/A	69,450.78 97.818	0.09 1.88	71,000.00 1.00	-1,549.22	108.75 1,304.98
20,000.000	COLUMBUS OHIO GENERAL OBLIGATION DTD 05/17/2022 2.960% 04/01/2025 NON CALLABLE 2274000063	199492Y86 AAA	19,782.00 98.910	0.03 2.99	20,000.00 1.00	-218.00	72.36 592.00

# DETAIL OF ASSETS HELD

AS OF 6/30/22

ACCOUNT M30024

WTCPUA

SHARES PAR VALUE	ASSET DESCRIPTION	CUSIP NUMBER MOODYS	MARKET VALUE MARKET PRICE	% MKT YLD MKT	COST UNIT COST	UNREALIZED GAIN/LOSS	ACCRUED INCOME EST ANN INCOME
20,000.000	COLUMBUS OHIO GENERAL OBLIGATION DTD 05/17/2022 2.960% 04/01/2025 NON CALLABLE 2274000072	199492Y86 AAA	19,782.00 98.910	0.03 2.99	20,000.00 1.00	-218.00	72.36 592.00
35,000.000	COLUMBUS OHIO GENERAL OBLIGATION DTD 05/17/2022 2.960% 04/01/2025 NON CALLABLE 2274000081	199492Y86 AAA	34,618.50 98.910	0.04 2.99	35,000.00 1.00	-381.50	126.62 1,036.00
160,000.000	COLUMBUS OHIO GENERAL OBLIGATION DTD 05/17/2022 2.960% 04/01/2025 NON CALLABLE 2274000090	199492Y86 AAA	158,256.00 98.910	0.20 2.99	160,000.00 1.00	-1,744.00	578.84 4,736.00
185,000.000	COLUMBUS OHIO GENERAL OBLIGATION DTD 05/17/2022 2.960% 04/01/2025 NON CALLABLE 2274000107	199492Y86 AAA	182,983.50 98.910	0.23 2.99	185,000.00 1.00	-2,016.50	669.29 5,476.00
80,000.000	COLUMBUS OHIO GENERAL OBLIGATION DTD 05/17/2022 2.960% 04/01/2025 NON CALLABLE 2274000116	199492Y86 AAA	79,128.00 98.910	0.10 2.99	80,000.00 1.00	-872.00	289.42 2,368.00
40,000.000	CONNECTICUT STATE GENERAL OBLIGATION DTD 06/22/2022 3.292% 06/15/2025 NON CALLABLE 2274000063	20772KQH5 AA3	39,902.40 99.756	0.05 3.30	40,000.00 1.00	-97.60	32.92 1,316.80
40,000.000	CONNECTICUT STATE GENERAL OBLIGATION DTD 06/22/2022 3.292% 06/15/2025 NON CALLABLE 2274000072	20772KQH5 AA3	39,902.40 99.756	0.05 3.30	40,000.00 1.00	-97.60	32.92 1,316.80

DETAIL OF ASSETS HELD

AS OF 6/30/22

ACCOUNT M30024

WTCPUA

SHARES PAR VALUE	ASSET DESCRIPTION	CUSIP NUMBER MOODYS	MARKET VALUE MARKET PRICE	% MKT YLD MKT	COST UNIT COST	UNREALIZED GAIN/LOSS	ACCRUED INCOME EST ANN INCOME
75,000.000	CONNECTICUT STATE GENERAL OBLIGATION DTD 06/22/2022 3.292% 06/15/2025 NON CALLABLE 2274000081	20772KQH5 AA3	74,817.00 99.756	0.09 3.30	75,000.00 1.00	-183.00	61.73 2,469.00
315,000.000	CONNECTICUT STATE GENERAL OBLIGATION DTD 06/22/2022 3.292% 06/15/2025 NON CALLABLE 2274000090	20772KQH5 AA3	314,231.40 99.756	0.39 3.30	315,000.00 1.00	-768.60	259.25 10,369.80
370,000.000	CONNECTICUT STATE GENERAL OBLIGATION DTD 06/22/2022 3.292% 06/15/2025 NON CALLABLE 2274000107	20772KQH5 AA3	369,097.20 99.756	0.46 3.30	370,000.00 1.00	-902.80	304.51 12,180.40
160,000.000	CONNECTICUT STATE GENERAL OBLIGATION DTD 06/22/2022 3.292% 06/15/2025 NON CALLABLE 2274000116	20772KQH5 AA3	159,609.60 99.756	0.20 3.30	160,000.00 1.00	-390.40	131.68 5,267.20
20,000.000	DALLAS-FORT WORTH TEXAS INTERNATI AIRPORT REVENUE DTD 08/12/2020 1.041% 11/01/2023 NON CALLABLE 2274000063	2350366K1 A1	19,498.60 97.493	0.03 1.07	20,165.66 1.01	-667.06	34.70 208.20
15,000.000	DALLAS-FORT WORTH TEXAS INTERNATI AIRPORT REVENUE DTD 08/12/2020 1.041% 11/01/2023 NON CALLABLE 2274000072	2350366K1 A1	14,623.95 97.493	0.02 1.07	15,124.23 1.01	-500.28	26.03 156.15
35,000.000	DALLAS-FORT WORTH TEXAS INTERNATI AIRPORT REVENUE DTD 08/12/2020 1.041% 11/01/2023 NON CALLABLE 2274000081	2350366K1 A1	34,122.55 97.493	0.04 1.07	35,289.86 1.01	-1,167.31	60.73 364.35

# DETAIL OF ASSETS HELD

AS OF 6/30/22

ACCOUNT M30024

WTCPUA

SHARES PAR VALUE	ASSET DESCRIPTION	CUSIP NUMBER MOODYS	MARKET VALUE MARKET PRICE	% MKT YLD MKT	COST UNIT COST	UNREALIZED GAIN/LOSS	ACCRUED INCOME EST ANN INCOME
140,000.000	DALLAS-FORT WORTH TEXAS INTERNATI AIRPORT REVENUE DTD 08/12/2020 1.041% 11/01/2023 NON CALLABLE 2274000090	2350366K1 A1	136,490.20 97.493	0.17 1.07	141,159.44 1.01	-4,669.24	242.90 1,457.40
165,000.000	DALLAS-FORT WORTH TEXAS INTERNATI AIRPORT REVENUE DTD 08/12/2020 1.041% 11/01/2023 NON CALLABLE 2274000107	2350366K1 A1	160,863.45 97.493	0.20 1.07	166,366.73 1.01	-5,503.28	286.28 1,717.65
75,000.000	DALLAS-FORT WORTH TEXAS INTERNATI AIRPORT REVENUE DTD 08/12/2020 1.041% 11/01/2023 NON CALLABLE 2274000116	2350366K1 A1	73,119.75 97.493	0.09 1.07	75,621.24 1.01	-2,501.49	130.13 780.75
15,000.000	DALLAS TEXAS GENERAL OBLIGATION DTD 11/12/2020 0.800% 02/15/2024 NON CALLABLE 2274000063	235219SM5 N/A	14,405.25 96.035	0.02 0.83	15,003.21 1.00	-597.96	45.33 120.00
15,000.000	DALLAS TEXAS GENERAL OBLIGATION DTD 11/12/2020 0.800% 02/15/2024 NON CALLABLE 2274000072	235219SM5 N/A	14,405.25 96.035	0.02 0.83	15,003.21 1.00	-597.96	45.33 120.00
30,000.000	DALLAS TEXAS GENERAL OBLIGATION DTD 11/12/2020 0.800% 02/15/2024 NON CALLABLE 2274000081	235219SM5 N/A	28,810.50 96.035	0.04 0.83	30,006.42 1.00	-1,195.92	90.67 240.00
130,000.000	DALLAS TEXAS GENERAL OBLIGATION DTD 11/12/2020 0.800% 02/15/2024 NON CALLABLE 2274000090	235219SM5 N/A	124,845.50 96.035	0.16 0.83	130,028.06 1.00	-5,182.56	392.89 1,040.00

# DETAIL OF ASSETS HELD

AS OF 6/30/22

ACCOUNT M30024

WTCPUA

SHARES PAR VALUE	ASSET DESCRIPTION	CUSIP NUMBER MOODYS	MARKET VALUE MARKET PRICE	% MKT YLD MKT	COST UNIT COST	UNREALIZED GAIN/LOSS	ACCRUED INCOME EST ANN INCOME
155,000.000	DALLAS TEXAS GENERAL OBLIGATION DTD 11/12/2020 0.800% 02/15/2024 NON CALLABLE 2274000107	235219SM5 N/A	148,854.25 96.035	0.19 0.83	155,033.46 1.00	-6,179.21	468.44 1,240.00
50,000.000	DALLAS TEXAS AREA RAPID TRAN SALES TRANSPORTATION REVENUE DTD 12/01/2021 4.000% 12/01/2024 NON CALLABLE 2274000063	235241VY9 AA2	50,635.00 101.270	0.06 3.95	53,953.74 1.08	-3,318.74	166.67 2,000.00
50,000.000	DALLAS TEXAS AREA RAPID TRAN SALES TRANSPORTATION REVENUE DTD 12/01/2021 4.000% 12/01/2024 NON CALLABLE 2274000072	235241VY9 AA2	50,635.00 101.270	0.06 3.95	53,953.74 1.08	-3,318.74	166.67 2,000.00
95,000.000	DALLAS TEXAS AREA RAPID TRAN SALES TRANSPORTATION REVENUE DTD 12/01/2021 4.000% 12/01/2024 NON CALLABLE 2274000081	235241VY9 AA2	96,206.50 101.270	0.12 3.95	102,512.10 1.08	-6,305.60	316.67 3,800.00
395,000.000	DALLAS TEXAS AREA RAPID TRAN SALES TRANSPORTATION REVENUE DTD 12/01/2021 4.000% 12/01/2024 NON CALLABLE 2274000090	235241VY9 AA2	400,016.50 101.270	0.50 3.95	426,234.53 1.08	-26,218.03	1,316.67 15,800.00
460,000.000	DALLAS TEXAS AREA RAPID TRAN SALES TRANSPORTATION REVENUE DTD 12/01/2021 4.000% 12/01/2024 NON CALLABLE 2274000107	235241VY9 AA2	465,842.00 101.270	0.58 3.95	496,374.39 1.08	-30,532.39	1,533.33 18,400.00
200,000.000	DALLAS TEXAS AREA RAPID TRAN SALES TRANSPORTATION REVENUE DTD 12/01/2021 4.000% 12/01/2024 NON CALLABLE 2274000116	235241VY9 AA2	202,540.00 101.270	0.25 3.95	215,814.95 1.08	-13,274.95	666.67 8,000.00

# DETAIL OF ASSETS HELD

AS OF 6/30/22

ACCOUNT M30024

WTCPUA

SHARES PAR VALUE	ASSET DESCRIPTION	CUSIP NUMBER MOODYS	MARKET VALUE MARKET PRICE	% MKT YLD MKT	COST UNIT COST	UNREALIZED GAIN/LOSS	ACCRUED INCOME EST ANN INCOME
25,000.000	DALLAS TEXAS WTRWKS & SWR SYS REV WATER REVENUE DTD 07/07/2020 0.857% 10/01/2024 NON CALLABLE 2274000063	23542JQN8 N/A	23,757.75 95.031	0.03 0.90	25,000.00 1.00	-1,242.25	53.56 214.25
25,000.000	DALLAS TEXAS WTRWKS & SWR SYS REV WATER REVENUE DTD 07/07/2020 0.857% 10/01/2024 NON CALLABLE 2274000072	23542JQN8 N/A	23,757.75 95.031	0.03 0.90	25,000.00 1.00	-1,242.25	53.56 214.25
50,000.000	DALLAS TEXAS WTRWKS & SWR SYS REV WATER REVENUE DTD 07/07/2020 0.857% 10/01/2024 NON CALLABLE 2274000081	23542JQN8 N/A	47,515.50 95.031	0.06 0.90	50,000.00 1.00	-2,484.50	107.13 428.50
205,000.000	DALLAS TEXAS WTRWKS & SWR SYS REV WATER REVENUE DTD 07/07/2020 0.857% 10/01/2024 NON CALLABLE 2274000090	23542JQN8 N/A	194,813.55 95.031	0.24 0.90	205,000.00 1.00	-10,186.45	439.21 1,756.85
245,000.000	DALLAS TEXAS WTRWKS & SWR SYS REV WATER REVENUE DTD 07/07/2020 0.857% 10/01/2024 NON CALLABLE 2274000107	23542JQN8 N/A	232,825.95 95.031	0.29 0.90	245,000.00 1.00	-12,174.05	524.91 2,099.65
140,000.000	DALLAS TEXAS WTRWKS & SWR SYS REV WATER REVENUE DTD 07/07/2020 0.857% 10/01/2024 NON CALLABLE 2274000116	23542JQN8 N/A	133,043.40 95.031	0.17 0.90	140,000.00 1.00	-6,956.60	299.95 1,199.80
37,000.000	FLORIDA STATE WTR POLL CONTROL WATER REVENUE DTD 01/16/2020 2.000% 01/15/2023 NON CALLABLE 2274000063	343246EL4 AAA	36,831.28 99.544	0.05 2.01	37,020.31 1.00	-189.03	341.22 740.00

# DETAIL OF ASSETS HELD

AS OF 6/30/22

ACCOUNT M30024

WTCPUA

SHARES PAR VALUE	ASSET DESCRIPTION	CUSIP NUMBER MOODYS	MARKET VALUE MARKET PRICE	% MKT YLD MKT	COST UNIT COST	UNREALIZED GAIN/LOSS	ACCRUED INCOME EST ANN INCOME
37,000.000	FLORIDA STATE WTR POLL CONTROL WATER REVENUE DTD 01/16/2020 2.000% 01/15/2023 NON CALLABLE 2274000072	343246EL4 AAA	36,831.28 99.544	0.05 2.01	37,020.31 1.00	-189.03	341.22 740.00
71,000.000	FLORIDA STATE WTR POLL CONTROL WATER REVENUE DTD 01/16/2020 2.000% 01/15/2023 NON CALLABLE 2274000081	343246EL4 AAA	70,676.24 99.544	0.09 2.01	71,039.05 1.00	-362.81	654.78 1,420.00
300,000.000	FLORIDA STATE WTR POLL CONTROL WATER REVENUE DTD 01/16/2020 2.000% 01/15/2023 NON CALLABLE 2274000090	343246EL4 AAA	298,632.00 99.544	0.37 2.01	300,164.69 1.00	-1,532.69	2,766.67 6,000.00
350,000.000	FLORIDA STATE WTR POLL CONTROL WATER REVENUE DTD 01/16/2020 2.000% 01/15/2023 NON CALLABLE 2274000107	343246EL4 AAA	348,404.00 99.544	0.44 2.01	350,192.14 1.00	-1,788.14	3,227.78 7,000.00
205,000.000	FLORIDA STATE WTR POLL CONTROL WATER REVENUE DTD 01/16/2020 2.000% 01/15/2023 NON CALLABLE 2274000116	343246EL4 AAA	204,065.20 99.544	0.26 2.01	205,112.54 1.00	-1,047.34	1,890.56 4,100.00
10,000.000	FORSYTH CNTY GEORGIA SCH DIST GENERAL OBLIGATION DTD 12/09/2021 1.212% 02/01/2025 NON CALLABLE 2274000063	346604LL3 AAA	9,483.00 94.830	0.01 1.28	10,000.00 1.00	-517.00	50.50 121.20
10,000.000	FORSYTH CNTY GEORGIA SCH DIST GENERAL OBLIGATION DTD 12/09/2021 1.212% 02/01/2025 NON CALLABLE 2274000072	346604LL3 AAA	9,483.00 94.830	0.01 1.28	10,000.00 1.00	-517.00	50.50 121.20

DETAIL OF ASSETS HELD

AS OF 6/30/22

ACCOUNT M30024

WTCPUA

SHARES PAR VALUE	ASSET DESCRIPTION	CUSIP NUMBER MOODYS	MARKET VALUE MARKET PRICE	% MKT YLD MKT	COST UNIT COST	UNREALIZED GAIN/LOSS	ACCRUED INCOME EST ANN INCOME
20,000.000	FORSYTH CNTY GEORGIA SCH DIST GENERAL OBLIGATION DTD 12/09/2021 1.212% 02/01/2025 NON CALLABLE 2274000081	346604LL3 AAA	18,966.00 94.830	0.02 1.28	20,000.00 1.00	-1,034.00	101.00 242.40
90,000.000	FORSYTH CNTY GEORGIA SCH DIST GENERAL OBLIGATION DTD 12/09/2021 1.212% 02/01/2025 NON CALLABLE 2274000090	346604LL3 AAA	85,347.00 94.830	0.11 1.28	90,000.00 1.00	-4,653.00	454.50 1,090.80
105,000.000	FORSYTH CNTY GEORGIA SCH DIST GENERAL OBLIGATION DTD 12/09/2021 1.212% 02/01/2025 NON CALLABLE 2274000107	346604LL3 AAA	99,571.50 94.830	0.13 1.28	105,000.00 1.00	-5,428.50	530.25 1,272.60
45,000.000	FORSYTH CNTY GEORGIA SCH DIST GENERAL OBLIGATION DTD 12/09/2021 1.212% 02/01/2025 NON CALLABLE 2274000116	346604LL3 AAA	42,673.50 94.830	0.05 1.28	45,000.00 1.00	-2,326.50	227.25 545.40
20,000.000	GARLAND TEXAS ELEC UTILITY SYS UTILITIES REVENUE DTD 09/01/2021 1.068% 03/01/2025 NON CALLABLE 2274000063	366133RW8 A1	18,817.80 94.089	0.02 1.14	20,000.00 1.00	-1,182.20	178.00 213.60
20,000.000	GARLAND TEXAS ELEC UTILITY SYS UTILITIES REVENUE DTD 09/01/2021 1.068% 03/01/2025 NON CALLABLE 2274000072	366133RW8 A1	18,817.80 94.089	0.02 1.14	20,000.00 1.00	-1,182.20	178.00 213.60
40,000.000	GARLAND TEXAS ELEC UTILITY SYS UTILITIES REVENUE DTD 09/01/2021 1.068% 03/01/2025 NON CALLABLE 2274000081	366133RW8 A1	37,635.60 94.089	0.05 1.14	40,000.00 1.00	-2,364.40	356.00 427.20



# DETAIL OF ASSETS HELD

AS OF 6/30/22

ACCOUNT M30024

WTCPUA

SHARES PAR VALUE	ASSET DESCRIPTION	CUSIP NUMBER MOODYS	MARKET VALUE MARKET PRICE	% MKT YLD MKT	COST UNIT COST	UNREALIZED GAIN/LOSS	ACCRUED INCOME EST ANN INCOME
175,000.000	GARLAND TEXAS ELEC UTILITY SYS UTILITIES REVENUE DTD 09/01/2021 1.068% 03/01/2025 NON CALLABLE 2274000090	366133RW8 A1	164,655.75 94.089	0.21 1.14	175,000.00 1.00	-10,344.25	1,557.50 1,869.00
205,000.000	GARLAND TEXAS ELEC UTILITY SYS UTILITIES REVENUE DTD 09/01/2021 1.068% 03/01/2025 NON CALLABLE 2274000107	366133RW8 A1	192,882.45 94.089	0.24 1.14	205,000.00 1.00	-12,117.55	1,824.50 2,189.40
90,000.000	GARLAND TEXAS ELEC UTILITY SYS UTILITIES REVENUE DTD 09/01/2021 1.068% 03/01/2025 NON CALLABLE 2274000116	366133RW8 A1	84,680.10 94.089	0.11 1.14	90,000.00 1.00	-5,319.90	801.00 961.20
20,000.000	GLENDALE ARIZONA COPS REVENUE BONDS DTD 07/13/2021 0.897% 07/01/2024 NON CALLABLE 2274000063	37828AAA7 N/A	18,962.40 94.812	0.02 0.95	20,000.00 1.00	-1,037.60	89.70 179.40
20,000.000	GLENDALE ARIZONA COPS REVENUE BONDS DTD 07/13/2021 0.897% 07/01/2024 NON CALLABLE 2274000072	37828AAA7 N/A	18,962.40 94.812	0.02 0.95	20,000.00 1.00	-1,037.60	89.70 179.40
35,000.000	GLENDALE ARIZONA COPS REVENUE BONDS DTD 07/13/2021 0.897% 07/01/2024 NON CALLABLE 2274000081	37828AAA7 N/A	33,184.20 94.812	0.04 0.95	35,000.00 1.00	-1,815.80	156.98 313.95
160,000.000	GLENDALE ARIZONA COPS REVENUE BONDS DTD 07/13/2021 0.897% 07/01/2024 NON CALLABLE 2274000090	37828AAA7 N/A	151,699.20 94.812	0.19 0.95	160,000.00 1.00	-8,300.80	717.60 1,435.20

# DETAIL OF ASSETS HELD

AS OF 6/30/22

ACCOUNT M30024

WTCPUA

SHARES PAR VALUE	ASSET DESCRIPTION	CUSIP NUMBER MOODYS	MARKET VALUE MARKET PRICE	% MKT YLD MKT	COST UNIT COST	UNREALIZED GAIN/LOSS	ACCRUED INCOME EST ANN INCOME
185,000.000	GLENDALE ARIZONA COPS REVENUE BONDS DTD 07/13/2021 0.897% 07/01/2024 NON CALLABLE 2274000107	37828AAA7 N/A	175,402.20 94.812	0.22 0.95	185,000.00 1.00	-9,597.80	829.73 1,659.45
80,000.000	GLENDALE ARIZONA COPS REVENUE BONDS DTD 07/13/2021 0.897% 07/01/2024 NON CALLABLE 2274000116	37828AAA7 N/A	75,849.60 94.812	0.10 0.95	80,000.00 1.00	-4,150.40	358.80 717.60
40,000.000	GRAND PRAIRIE TEXAS GENERAL OBLIGATION DTD 08/29/2019 1.896% 02/15/2023 NON CALLABLE 2274000063	386138ZT1 N/A	39,821.20 99.553	0.05 1.91	40,000.00 1.00	-178.80	286.51 758.40
35,000.000	GRAND PRAIRIE TEXAS GENERAL OBLIGATION DTD 08/29/2019 1.896% 02/15/2023 NON CALLABLE 2274000072	386138ZT1 N/A	34,843.55 99.553	0.04 1.91	35,000.00 1.00	-156.45	250.69 663.60
70,000.000	GRAND PRAIRIE TEXAS GENERAL OBLIGATION DTD 08/29/2019 1.896% 02/15/2023 NON CALLABLE 2274000081	386138ZT1 N/A	69,687.10 99.553	0.09 1.91	70,000.00 1.00	-312.90	501.39 1,327.20
300,000.000	GRAND PRAIRIE TEXAS GENERAL OBLIGATION DTD 08/29/2019 1.896% 02/15/2023 NON CALLABLE 2274000090	386138ZT1 N/A	298,659.00 99.553	0.38 1.91	300,000.00 1.00	-1,341.00	2,148.80 5,688.00
350,000.000	GRAND PRAIRIE TEXAS GENERAL OBLIGATION DTD 08/29/2019 1.896% 02/15/2023 NON CALLABLE 2274000107	386138ZT1 N/A	348,435.50 99.553	0.44 1.91	350,000.00 1.00	-1,564.50	2,506.93 6,636.00

# DETAIL OF ASSETS HELD

AS OF 6/30/22

ACCOUNT M30024

WTCPUA

SHARES PAR VALUE	ASSET DESCRIPTION	CUSIP NUMBER MOODYS	MARKET VALUE MARKET PRICE	% MKT YLD MKT	COST UNIT COST	UNREALIZED GAIN/LOSS	ACCRUED INCOME EST ANN INCOME
205,000.000	GRAND PRAIRIE TEXAS GENERAL OBLIGATION DTD 08/29/2019 1.896% 02/15/2023 NON CALLABLE 2274000116	386138ZT1 N/A	204,083.65 99.553	0.26 1.91	205,000.00 1.00	-916.35	1,468.35 3,886.80
10,000.000	GRAND RAPIDS MICHIGAN SANTN SWR SYSR WATER REVENUE DTD 07/21/2021 0.644% 01/01/2024 NON CALLABLE 2274000063	386289NB4 AA2	9,638.80 96.388	0.01 0.67	10,000.00 1.00	-361.20	32.20 64.40
10,000.000	GRAND RAPIDS MICHIGAN SANTN SWR SYSR WATER REVENUE DTD 07/21/2021 0.644% 01/01/2024 NON CALLABLE 2274000072	386289NB4 AA2	9,638.80 96.388	0.01 0.67	10,000.00 1.00	-361.20	32.20 64.40
20,000.000	GRAND RAPIDS MICHIGAN SANTN SWR SYSR WATER REVENUE DTD 07/21/2021 0.644% 01/01/2024 NON CALLABLE 2274000081	386289NB4 AA2	19,277.60 96.388	0.03 0.67	20,000.00 1.00	-722.40	64.40 128.80
80,000.000	GRAND RAPIDS MICHIGAN SANTN SWR SYSR WATER REVENUE DTD 07/21/2021 0.644% 01/01/2024 NON CALLABLE 2274000090	386289NB4 AA2	77,110.40 96.388	0.10 0.67	80,000.00 1.00	-2,889.60	257.60 515.20
90,000.000	GRAND RAPIDS MICHIGAN SANTN SWR SYSR WATER REVENUE DTD 07/21/2021 0.644% 01/01/2024 NON CALLABLE 2274000107	386289NB4 AA2	86,749.20 96.388	0.11 0.67	90,000.00 1.00	-3,250.80	289.80 579.60
40,000.000	GRAND RAPIDS MICHIGAN SANTN SWR SYSR WATER REVENUE DTD 07/21/2021 0.644% 01/01/2024 NON CALLABLE 2274000116	386289NB4 AA2	38,555.20 96.388	0.05 0.67	40,000.00 1.00	-1,444.80	128.80 257.60

# DETAIL OF ASSETS HELD

AS OF 6/30/22

ACCOUNT M30024

WTCPUA

SHARES PAR VALUE	ASSET DESCRIPTION	CUSIP NUMBER MOODYS	MARKET VALUE MARKET PRICE	% MKT YLD MKT	COST UNIT COST	UNREALIZED GAIN/LOSS	ACCRUED INCOME EST ANN INCOME
15,000.000	GRAND RAPIDS MICHIGAN SANTN SWR SYSR WATER REVENUE DTD 07/21/2021 0.941% 01/01/2025 NON CALLABLE 2274000063	386289NC2 AA2	14,120.85 94.139	0.02 1.00	15,000.00 1.00	-879.15	70.58 141.15
15,000.000	GRAND RAPIDS MICHIGAN SANTN SWR SYSR WATER REVENUE DTD 07/21/2021 0.941% 01/01/2025 NON CALLABLE 2274000072	386289NC2 AA2	14,120.85 94.139	0.02 1.00	15,000.00 1.00	-879.15	70.58 141.15
25,000.000	GRAND RAPIDS MICHIGAN SANTN SWR SYSR WATER REVENUE DTD 07/21/2021 0.941% 01/01/2025 NON CALLABLE 2274000081	386289NC2 AA2	23,534.75 94.139	0.03 1.00	25,000.00 1.00	-1,465.25	117.63 235.25
110,000.000	GRAND RAPIDS MICHIGAN SANTN SWR SYSR WATER REVENUE DTD 07/21/2021 0.941% 01/01/2025 NON CALLABLE 2274000090	386289NC2 AA2	103,552.90 94.139	0.13 1.00	110,000.00 1.00	-6,447.10	517.55 1,035.10
130,000.000	GRAND RAPIDS MICHIGAN SANTN SWR SYSR WATER REVENUE DTD 07/21/2021 0.941% 01/01/2025 NON CALLABLE 2274000107	386289NC2 AA2	122,380.70 94.139	0.15 1.00	130,000.00 1.00	-7,619.30	611.65 1,223.30
55,000.000	GRAND RAPIDS MICHIGAN SANTN SWR SYSR WATER REVENUE DTD 07/21/2021 0.941% 01/01/2025 NON CALLABLE 2274000116	386289NC2 AA2	51,776.45 94.139	0.07 1.00	55,000.00 1.00	-3,223.55	258.78 517.55
30,000.000	GRAPEVINE TEXAS GENERAL OBLIGATION DTD 09/02/2021 2.000% 02/15/2024 NON CALLABLE 2274000063	388625JH9 AA1	29,449.80 98.166	0.04 2.04	30,912.45 1.03	-1,462.65	226.67 600.00

# DETAIL OF ASSETS HELD

AS OF 6/30/22

ACCOUNT M30024

WTCPUA

SHARES PAR VALUE	ASSET DESCRIPTION	CUSIP NUMBER MOODYS	MARKET VALUE MARKET PRICE	% MKT YLD MKT	COST UNIT COST	UNREALIZED GAIN/LOSS	ACCRUED INCOME EST ANN INCOME
30,000.000	GRAPEVINE TEXAS GENERAL OBLIGATION DTD 09/02/2021 2.000% 02/15/2024 NON CALLABLE 2274000072	388625JH9 AA1	29,449.80 98.166	0.04 2.04	30,912.45 1.03	-1,462.65	226.67 600.00
55,000.000	GRAPEVINE TEXAS GENERAL OBLIGATION DTD 09/02/2021 2.000% 02/15/2024 NON CALLABLE 2274000081	388625JH9 AA1	53,991.30 98.166	0.07 2.04	56,672.82 1.03	-2,681.52	415.56 1,100.00
235,000.000	GRAPEVINE TEXAS GENERAL OBLIGATION DTD 09/02/2021 2.000% 02/15/2024 NON CALLABLE 2274000090	388625JH9 AA1	230,690.10 98.166	0.29 2.04	242,147.52 1.03	-11,457.42	1,775.56 4,700.00
280,000.000	GRAPEVINE TEXAS GENERAL OBLIGATION DTD 09/02/2021 2.000% 02/15/2024 NON CALLABLE 2274000107	388625JH9 AA1	274,864.80 98.166	0.35 2.04	288,516.20 1.03	-13,651.40	2,115.56 5,600.00
120,000.000	GRAPEVINE TEXAS GENERAL OBLIGATION DTD 09/02/2021 2.000% 02/15/2024 NON CALLABLE 2274000116	388625JH9 AA1	117,799.20 98.166	0.15 2.04	123,649.80 1.03	-5,850.60	906.67 2,400.00
10,000.000	HAWAII STATE GENERAL OBLIGATION DTD 10/29/2020 0.571% 10/01/2023 NON CALLABLE 2274000063	419792ZJ8 AA2	9,698.60 96.986	0.01 0.59	10,000.00 1.00	-301.40	14.28 57.10
10,000.000	HAWAII STATE GENERAL OBLIGATION DTD 10/29/2020 0.571% 10/01/2023 NON CALLABLE 2274000072	419792ZJ8 AA2	9,698.60 96.986	0.01 0.59	10,000.00 1.00	-301.40	14.28 57.10

# DETAIL OF ASSETS HELD

AS OF 6/30/22

ACCOUNT M30024

WTCPUA

SHARES PAR VALUE	ASSET DESCRIPTION	CUSIP NUMBER MOODYS	MARKET VALUE MARKET PRICE	% MKT YLD MKT	COST UNIT COST	UNREALIZED GAIN/LOSS	ACCRUED INCOME EST ANN INCOME
25,000.000	HAWAII STATE GENERAL OBLIGATION DTD 10/29/2020 0.571% 10/01/2023 NON CALLABLE 2274000081	419792ZJ8 AA2	24,246.50 96.986	0.03 0.59	25,000.00 1.00	-753.50	35.69 142.75
100,000.000	HAWAII STATE GENERAL OBLIGATION DTD 10/29/2020 0.571% 10/01/2023 NON CALLABLE 2274000090	419792ZJ8 AA2	96,986.00 96.986	0.12 0.59	100,000.00 1.00	-3,014.00	142.75 571.00
115,000.000	HAWAII STATE GENERAL OBLIGATION DTD 10/29/2020 0.571% 10/01/2023 NON CALLABLE 2274000107	419792ZJ8 AA2	111,533.90 96.986	0.14 0.59	115,000.00 1.00	-3,466.10	164.16 656.65
30,000.000	HOUSTON TEXAS GENERAL OBLIGATION DTD 09/10/2019 1.820% 03/01/2023 NON CALLABLE 2274000063	4423315S9 AA3	29,814.60 99.382	0.04 1.83	30,000.00 1.00	-185.40	182.00 546.00
30,000.000	HOUSTON TEXAS GENERAL OBLIGATION DTD 09/10/2019 1.820% 03/01/2023 NON CALLABLE 2274000072	4423315S9 AA3	29,814.60 99.382	0.04 1.83	30,000.00 1.00	-185.40	182.00 546.00
55,000.000	HOUSTON TEXAS GENERAL OBLIGATION DTD 09/10/2019 1.820% 03/01/2023 NON CALLABLE 2274000081	4423315S9 AA3	54,660.10 99.382	0.07 1.83	55,000.00 1.00	-339.90	333.67 1,001.00
235,000.000	HOUSTON TEXAS GENERAL OBLIGATION DTD 09/10/2019 1.820% 03/01/2023 NON CALLABLE 2274000090	4423315S9 AA3	233,547.70 99.382	0.29 1.83	235,000.00 1.00	-1,452.30	1,425.67 4,277.00

# DETAIL OF ASSETS HELD

AS OF 6/30/22

ACCOUNT M30024

WTCPUA

SHARES PAR VALUE	ASSET DESCRIPTION	CUSIP NUMBER MOODYS	MARKET VALUE MARKET PRICE	% MKT YLD MKT	COST UNIT COST	UNREALIZED GAIN/LOSS	ACCRUED INCOME EST ANN INCOME
280,000.000	HOUSTON TEXAS GENERAL OBLIGATION DTD 09/10/2019 1.820% 03/01/2023 NON CALLABLE 2274000107	4423315S9 AA3	278,269.60 99.382	0.35 1.83	280,000.00 1.00	-1,730.40	1,698.67 5,096.00
165,000.000	HOUSTON TEXAS GENERAL OBLIGATION DTD 09/10/2019 1.820% 03/01/2023 NON CALLABLE 2274000116	4423315S9 AA3	163,980.30 99.382	0.21 1.83	165,000.00 1.00	-1,019.70	1,001.00 3,003.00
25,000.000	HOUSTON TEXAS UTILITY SYS REVENUE WATER REVENUE DTD 09/17/2019 1.716% 11/15/2022 NON CALLABLE 2274000063	44244CXL6 AA2	24,939.50 99.758	0.03 1.72	25,000.00 1.00	-60.50	54.82 429.00
25,000.000	HOUSTON TEXAS UTILITY SYS REVENUE WATER REVENUE DTD 09/17/2019 1.716% 11/15/2022 NON CALLABLE 2274000072	44244CXL6 AA2	24,939.50 99.758	0.03 1.72	25,000.00 1.00	-60.50	54.82 429.00
50,000.000	HOUSTON TEXAS UTILITY SYS REVENUE WATER REVENUE DTD 09/17/2019 1.716% 11/15/2022 NON CALLABLE 2274000081	44244CXL6 AA2	49,879.00 99.758	0.06 1.72	50,000.00 1.00	-121.00	109.63 858.00
210,000.000	HOUSTON TEXAS UTILITY SYS REVENUE WATER REVENUE DTD 09/17/2019 1.716% 11/15/2022 NON CALLABLE 2274000090	44244CXL6 AA2	209,491.80 99.758	0.26 1.72	210,000.00 1.00	-508.20	460.46 3,603.60
250,000.000	HOUSTON TEXAS UTILITY SYS REVENUE WATER REVENUE DTD 09/17/2019 1.716% 11/15/2022 NON CALLABLE 2274000107	44244CXL6 AA2	249,395.00 99.758	0.31 1.72	250,000.00 1.00	-605.00	548.17 4,290.00

# DETAIL OF ASSETS HELD

AS OF 6/30/22

ACCOUNT M30024

WTCPUA

SHARES PAR VALUE	ASSET DESCRIPTION	CUSIP NUMBER MOODYS	MARKET VALUE MARKET PRICE	% MKT YLD MKT	COST UNIT COST	UNREALIZED GAIN/LOSS	ACCRUED INCOME EST ANN INCOME
145,000.000	HOUSTON TEXAS UTILITY SYS REVENUE WATER REVENUE DTD 09/17/2019 1.716% 11/15/2022 NON CALLABLE 2274000116	44244CXL6 AA2	144,649.10 99.758	0.18 1.72	145,000.00 1.00	-350.90	317.94 2,488.20
30,000.000	JACKSONVILLE FLORIDA TRANSIT REVENUE TRANSPORTATION REVENUE DTD 10/29/2020 0.900% 10/01/2024 NON CALLABLE 2274000063	469495ED3 N/A	28,209.00 94.030	0.04 0.96	30,000.00 1.00	-1,791.00	67.50 270.00
30,000.000	JACKSONVILLE FLORIDA TRANSIT REVENUE TRANSPORTATION REVENUE DTD 10/29/2020 0.900% 10/01/2024 NON CALLABLE 2274000072	469495ED3 N/A	28,209.00 94.030	0.04 0.96	30,000.00 1.00	-1,791.00	67.50 270.00
60,000.000	JACKSONVILLE FLORIDA TRANSIT REVENUE TRANSPORTATION REVENUE DTD 10/29/2020 0.900% 10/01/2024 NON CALLABLE 2274000081	469495ED3 N/A	56,418.00 94.030	0.07 0.96	60,000.00 1.00	-3,582.00	135.00 540.00
255,000.000	JACKSONVILLE FLORIDA TRANSIT REVENUE TRANSPORTATION REVENUE DTD 10/29/2020 0.900% 10/01/2024 NON CALLABLE 2274000090	469495ED3 N/A	239,776.50 94.030	0.30 0.96	255,000.00 1.00	-15,223.50	573.75 2,295.00
295,000.000	JACKSONVILLE FLORIDA TRANSIT REVENUE TRANSPORTATION REVENUE DTD 10/29/2020 0.900% 10/01/2024 NON CALLABLE 2274000107	469495ED3 N/A	277,388.50 94.030	0.35 0.96	295,000.00 1.00	-17,611.50	663.75 2,655.00
130,000.000	JACKSONVILLE FLORIDA TRANSIT REVENUE TRANSPORTATION REVENUE DTD 10/29/2020 0.900% 10/01/2024 NON CALLABLE 2274000116	469495ED3 N/A	122,239.00 94.030	0.15 0.96	130,000.00 1.00	-7,761.00	292.50 1,170.00



# DETAIL OF ASSETS HELD

AS OF 6/30/22

ACCOUNT M30024

WTCPUA

SHARES PAR VALUE	ASSET DESCRIPTION	CUSIP NUMBER MOODYS	MARKET VALUE MARKET PRICE	% MKT YLD MKT	COST UNIT COST	UNREALIZED GAIN/LOSS	ACCRUED INCOME EST ANN INCOME
40,000.000	JOBSOHIO BEVERAGE SYS OHIO REVENUE BONDS DTD 02/01/2013 3.235% 01/01/2023 NON CALLABLE 2274000063	47770VAX8 AA3	40,054.40 100.136	0.05 3.23	40,474.20 1.01	-419.80	647.00 1,294.00
35,000.000	JOBSOHIO BEVERAGE SYS OHIO REVENUE BONDS DTD 02/01/2013 3.235% 01/01/2023 NON CALLABLE 2274000072	47770VAX8 AA3	35,047.60 100.136	0.04 3.23	35,414.93 1.01	-367.33	566.13 1,132.25
70,000.000	JOBSOHIO BEVERAGE SYS OHIO REVENUE BONDS DTD 02/01/2013 3.235% 01/01/2023 NON CALLABLE 2274000081	47770VAX8 AA3	70,095.20 100.136	0.09 3.23	70,829.79 1.01	-734.59	1,132.25 2,264.50
300,000.000	JOBSOHIO BEVERAGE SYS OHIO REVENUE BONDS DTD 02/01/2013 3.235% 01/01/2023 NON CALLABLE 2274000090	47770VAX8 AA3	300,408.00 100.136	0.38 3.23	303,556.23 1.01	-3,148.23	4,852.50 9,705.00
350,000.000	JOBSOHIO BEVERAGE SYS OHIO REVENUE BONDS DTD 02/01/2013 3.235% 01/01/2023 NON CALLABLE 2274000107	47770VAX8 AA3	350,476.00 100.136	0.44 3.23	354,149.28 1.01	-3,673.28	5,661.25 11,322.50
15,000.000	JOBSOHIO BEVERAGE SYS STWD OHIO REVENUE BONDS DTD 02/05/2020 1.731% 01/01/2023 NON CALLABLE 2274000063	47770VBC3 AA3	14,911.65 99.411	0.02 1.74	15,000.00 1.00	-88.35	129.83 259.65
15,000.000	JOBSOHIO BEVERAGE SYS STWD OHIO REVENUE BONDS DTD 02/05/2020 1.731% 01/01/2023 NON CALLABLE 2274000072	47770VBC3 AA3	14,911.65 99.411	0.02 1.74	15,000.00 1.00	-88.35	129.83 259.65

# DETAIL OF ASSETS HELD

AS OF 6/30/22

ACCOUNT M30024

WTCPUA

SHARES PAR VALUE	ASSET DESCRIPTION	CUSIP NUMBER MOODYS	MARKET VALUE MARKET PRICE	% MKT YLD MKT	COST UNIT COST	UNREALIZED GAIN/LOSS	ACCRUED INCOME EST ANN INCOME
30,000.000	JOBSOHIO BEVERAGE SYS STWD OHIO REVENUE BONDS DTD 02/05/2020 1.731% 01/01/2023 NON CALLABLE 2274000081	47770VBC3 AA3	29,823.30 99.411	0.04 1.74	30,000.00 1.00	-176.70	259.65 519.30
125,000.000	JOBSOHIO BEVERAGE SYS STWD OHIO REVENUE BONDS DTD 02/05/2020 1.731% 01/01/2023 NON CALLABLE 2274000090	47770VBC3 AA3	124,263.75 99.411	0.16 1.74	125,000.00 1.00	-736.25	1,081.88 2,163.75
150,000.000	JOBSOHIO BEVERAGE SYS STWD OHIO REVENUE BONDS DTD 02/05/2020 1.731% 01/01/2023 NON CALLABLE 2274000107	47770VBC3 AA3	149,116.50 99.411	0.19 1.74	150,000.00 1.00	-883.50	1,298.25 2,596.50
90,000.000	JOBSOHIO BEVERAGE SYS STWD OHIO REVENUE BONDS DTD 02/05/2020 1.731% 01/01/2023 NON CALLABLE 2274000116	47770VBC3 AA3	89,469.90 99.411	0.11 1.74	90,000.00 1.00	-530.10	778.95 1,557.90
35,000.000	KING CNTY WASHINGTON GENERAL OBLIGATION DTD 12/01/2021 1.010% 12/01/2024 NON CALLABLE 2274000063	49474FF54 AAA	33,209.05 94.883	0.04 1.07	35,000.00 1.00	-1,790.95	29.46 353.50
35,000.000	KING CNTY WASHINGTON GENERAL OBLIGATION DTD 12/01/2021 1.010% 12/01/2024 NON CALLABLE 2274000072	49474FF54 AAA	33,209.05 94.883	0.04 1.07	35,000.00 1.00	-1,790.95	29.46 353.50
65,000.000	KING CNTY WASHINGTON GENERAL OBLIGATION DTD 12/01/2021 1.010% 12/01/2024 NON CALLABLE 2274000081	49474FF54 AAA	61,673.95 94.883	0.08 1.07	65,000.00 1.00	-3,326.05	54.71 656.50

# DETAIL OF ASSETS HELD

AS OF 6/30/22

ACCOUNT M30024

WTCPUA

SHARES PAR VALUE	ASSET DESCRIPTION	CUSIP NUMBER MOODYS	MARKET VALUE MARKET PRICE	% MKT YLD MKT	COST UNIT COST	UNREALIZED GAIN/LOSS	ACCRUED INCOME EST ANN INCOME
265,000.000	KING CNTY WASHINGTON GENERAL OBLIGATION DTD 12/01/2021 1.010% 12/01/2024 NON CALLABLE 2274000090	49474FF54 AAA	251,439.95 94.883	0.32 1.07	265,000.00 1.00	-13,560.05	223.04 2,676.50
315,000.000	KING CNTY WASHINGTON GENERAL OBLIGATION DTD 12/01/2021 1.010% 12/01/2024 NON CALLABLE 2274000107	49474FF54 AAA	298,881.45 94.883	0.38 1.07	315,000.00 1.00	-16,118.55	265.13 3,181.50
135,000.000	KING CNTY WASHINGTON GENERAL OBLIGATION DTD 12/01/2021 1.010% 12/01/2024 NON CALLABLE 2274000116	49474FF54 AAA	128,092.05 94.883	0.16 1.07	135,000.00 1.00	-6,907.95	113.63 1,363.50
10,000.000	LONG ISLAND NEW YORK PWR AUTH ELEC UTILITIES REVENUE DTD 09/30/2021 0.359% 03/01/2023 CALLABLE 2274000063	542691EY2 A2	9,817.60 98.176	0.01 0.37	10,000.00 1.00	-182.40	11.97 35.90
10,000.000	LONG ISLAND NEW YORK PWR AUTH ELEC UTILITIES REVENUE DTD 09/30/2021 0.359% 03/01/2023 CALLABLE 2274000072	542691EY2 A2	9,817.60 98.176	0.01 0.37	10,000.00 1.00	-182.40	11.97 35.90
20,000.000	LONG ISLAND NEW YORK PWR AUTH ELEC UTILITIES REVENUE DTD 09/30/2021 0.359% 03/01/2023 CALLABLE 2274000081	542691EY2 A2	19,635.20 98.176	0.03 0.37	20,000.00 1.00	-364.80	23.93 71.80
85,000.000	LONG ISLAND NEW YORK PWR AUTH ELEC UTILITIES REVENUE DTD 09/30/2021 0.359% 03/01/2023 CALLABLE 2274000090	542691EY2 A2	83,449.60 98.176	0.11 0.37	85,000.00 1.00	-1,550.40	101.72 305.15

# DETAIL OF ASSETS HELD

AS OF 6/30/22

ACCOUNT M30024

WTCPUA

SHARES PAR VALUE	ASSET DESCRIPTION	CUSIP NUMBER MOODYS	MARKET VALUE MARKET PRICE	% MKT YLD MKT	COST UNIT COST	UNREALIZED GAIN/LOSS	ACCRUED INCOME EST ANN INCOME
100,000.000	LONG ISLAND NEW YORK PWR AUTH ELEC UTILITIES REVENUE DTD 09/30/2021 0.359% 03/01/2023 CALLABLE 2274000107	542691EY2 A2	98,176.00 98.176	0.12 0.37	100,000.00 1.00	-1,824.00	119.67 359.00
45,000.000	LONG ISLAND NEW YORK PWR AUTH ELEC UTILITIES REVENUE DTD 09/30/2021 0.359% 03/01/2023 CALLABLE 2274000116	542691EY2 A2	44,179.20 98.176	0.06 0.37	45,000.00 1.00	-820.80	53.85 161.55
25,000.000	MET GOVT NASHVILLE TENNESSEE WATER REVENUE DTD 10/14/2021 1.031% 07/01/2025 NON CALLABLE 2274000063	592098X69 AA2	23,318.25 93.273	0.03 1.11	25,000.00 1.00	-1,681.75	128.88 257.75
25,000.000	MET GOVT NASHVILLE TENNESSEE WATER REVENUE DTD 10/14/2021 1.031% 07/01/2025 NON CALLABLE 2274000072	592098X69 AA2	23,318.25 93.273	0.03 1.11	25,000.00 1.00	-1,681.75	128.88 257.75
45,000.000	MET GOVT NASHVILLE TENNESSEE WATER REVENUE DTD 10/14/2021 1.031% 07/01/2025 NON CALLABLE 2274000081	592098X69 AA2	41,972.85 93.273	0.05 1.11	45,000.00 1.00	-3,027.15	231.98 463.95
190,000.000	MET GOVT NASHVILLE TENNESSEE WATER REVENUE DTD 10/14/2021 1.031% 07/01/2025 NON CALLABLE 2274000090	592098X69 AA2	177,218.70 93.273	0.22 1.11	190,000.00 1.00	-12,781.30	979.45 1,958.90
220,000.000	MET GOVT NASHVILLE TENNESSEE WATER REVENUE DTD 10/14/2021 1.031% 07/01/2025 NON CALLABLE 2274000107	592098X69 AA2	205,200.60 93.273	0.26 1.11	220,000.00 1.00	-14,799.40	1,134.10 2,268.20

DETAIL OF ASSETS HELD

AS OF 6/30/22

ACCOUNT M30024

WTCPUA

SHARES PAR VALUE	ASSET DESCRIPTION	CUSIP NUMBER MOODYS	MARKET VALUE MARKET PRICE	% MKT YLD MKT	COST UNIT COST	UNREALIZED GAIN/LOSS	ACCRUED INCOME EST ANN INCOME
95,000.000	MET GOVT NASHVILLE TENNESSEE WATER REVENUE DTD 10/14/2021 1.031% 07/01/2025 NON CALLABLE 2274000116	592098X69 AA2	88,609.35 93.273	0.11 1.11	95,000.00 1.00	-6,390.65	489.73 979.45
40,000.000	MET GOVT NASHVILLE & DAVID TENNESSEE GENERAL OBLIGATION DTD 02/18/2021 0.610% 07/01/2025 NON CALLABLE 2274000063	592112UB0 AA2	36,834.80 92.087	0.05 0.66	40,000.00 1.00	-3,165.20	122.00 244.00
40,000.000	MET GOVT NASHVILLE & DAVID TENNESSEE GENERAL OBLIGATION DTD 02/18/2021 0.610% 07/01/2025 NON CALLABLE 2274000072	592112UB0 AA2	36,834.80 92.087	0.05 0.66	40,000.00 1.00	-3,165.20	122.00 244.00
75,000.000	MET GOVT NASHVILLE & DAVID TENNESSEE GENERAL OBLIGATION DTD 02/18/2021 0.610% 07/01/2025 NON CALLABLE 2274000081	592112UB0 AA2	69,065.25 92.087	0.09 0.66	75,000.00 1.00	-5,934.75	228.75 457.50
315,000.000	MET GOVT NASHVILLE & DAVID TENNESSEE GENERAL OBLIGATION DTD 02/18/2021 0.610% 07/01/2025 NON CALLABLE 2274000090	592112UB0 AA2	290,074.05 92.087	0.36 0.66	315,000.00 1.00	-24,925.95	960.75 1,921.50
370,000.000	MET GOVT NASHVILLE & DAVID TENNESSEE GENERAL OBLIGATION DTD 02/18/2021 0.610% 07/01/2025 NON CALLABLE 2274000107	592112UB0 AA2	340,721.90 92.087	0.43 0.66	370,000.00 1.00	-29,278.10	1,128.50 2,257.00
160,000.000	MET GOVT NASHVILLE & DAVID TENNESSEE GENERAL OBLIGATION DTD 02/18/2021 0.610% 07/01/2025 NON CALLABLE 2274000116	592112UB0 AA2	147,339.20 92.087	0.19 0.66	160,000.00 1.00	-12,660.80	488.00 976.00

# DETAIL OF ASSETS HELD

AS OF 6/30/22

ACCOUNT M30024

WTCPUA

SHARES PAR VALUE	ASSET DESCRIPTION	CUSIP NUMBER MOODYS	MARKET VALUE MARKET PRICE	% MKT YLD MKT	COST UNIT COST	UNREALIZED GAIN/LOSS	ACCRUED INCOME EST ANN INCOME
35,000.000	MIAMI-DADE CNTY FLORIDA SPL OBLIG REVENUE BONDS DTD 01/07/2021 1.004% 10/01/2024 NON CALLABLE 2274000063	59333NS79 N/A	32,980.50 94.230	0.04 1.07	35,242.19 1.01	-2,261.69	87.85 351.40
35,000.000	MIAMI-DADE CNTY FLORIDA SPL OBLIG REVENUE BONDS DTD 01/07/2021 1.004% 10/01/2024 NON CALLABLE 2274000072	59333NS79 N/A	32,980.50 94.230	0.04 1.07	35,242.19 1.01	-2,261.69	87.85 351.40
65,000.000	MIAMI-DADE CNTY FLORIDA SPL OBLIG REVENUE BONDS DTD 01/07/2021 1.004% 10/01/2024 NON CALLABLE 2274000081	59333NS79 N/A	61,249.50 94.230	0.08 1.07	65,449.78 1.01	-4,200.28	163.15 652.60
270,000.000	MIAMI-DADE CNTY FLORIDA SPL OBLIG REVENUE BONDS DTD 01/07/2021 1.004% 10/01/2024 NON CALLABLE 2274000090	59333NS79 N/A	254,421.00 94.230	0.32 1.07	271,868.31 1.01	-17,447.31	677.70 2,710.80
310,000.000	MIAMI-DADE CNTY FLORIDA SPL OBLIG REVENUE BONDS DTD 01/07/2021 1.004% 10/01/2024 NON CALLABLE 2274000107	59333NS79 N/A	292,113.00 94.230	0.37 1.07	312,145.86 1.01	-20,032.86	778.10 3,112.40
135,000.000	MIAMI-DADE CNTY FLORIDA SPL OBLIG REVENUE BONDS DTD 01/07/2021 1.004% 10/01/2024 NON CALLABLE 2274000116	59333NS79 N/A	127,210.50 94.230	0.16 1.07	135,934.49 1.01	-8,723.99	338.85 1,355.40
20,000.000	MICHIGAN STATE STRATEGIC FUND LTD REVENUE BONDS DTD 07/08/2021 0.536% 09/01/2023 NON CALLABLE 2274000063	594698RU8 AA2	19,399.40 96.997	0.03 0.55	20,000.00 1.00	-600.60	35.73 107.20

# DETAIL OF ASSETS HELD

AS OF 6/30/22

ACCOUNT M30024

WTCPUA

SHARES PAR VALUE	ASSET DESCRIPTION	CUSIP NUMBER MOODYS	MARKET VALUE MARKET PRICE	% MKT YLD MKT	COST UNIT COST	UNREALIZED GAIN/LOSS	ACCRUED INCOME EST ANN INCOME
20,000.000	MICHIGAN STATE STRATEGIC FUND LTD REVENUE BONDS DTD 07/08/2021 0.536% 09/01/2023 NON CALLABLE 2274000072	594698RU8 AA2	19,399.40 96.997	0.03 0.55	20,000.00 1.00	-600.60	35.73 107.20
35,000.000	MICHIGAN STATE STRATEGIC FUND LTD REVENUE BONDS DTD 07/08/2021 0.536% 09/01/2023 NON CALLABLE 2274000081	594698RU8 AA2	33,948.95 96.997	0.04 0.55	35,000.00 1.00	-1,051.05	62.53 187.60
160,000.000	MICHIGAN STATE STRATEGIC FUND LTD REVENUE BONDS DTD 07/08/2021 0.536% 09/01/2023 NON CALLABLE 2274000090	594698RU8 AA2	155,195.20 96.997	0.20 0.55	160,000.00 1.00	-4,804.80	285.87 857.60
185,000.000	MICHIGAN STATE STRATEGIC FUND LTD REVENUE BONDS DTD 07/08/2021 0.536% 09/01/2023 NON CALLABLE 2274000107	594698RU8 AA2	179,444.45 96.997	0.23 0.55	185,000.00 1.00	-5,555.55	330.53 991.60
80,000.000	MICHIGAN STATE STRATEGIC FUND LTD REVENUE BONDS DTD 07/08/2021 0.536% 09/01/2023 NON CALLABLE 2274000116	594698RU8 AA2	77,597.60 96.997	0.10 0.55	80,000.00 1.00	-2,402.40	142.93 428.80
35,000.000	MICHIGAN STATE STRATEGIC REVENUE BONDS DTD 03/15/2022 2.346% 10/15/2025 NON CALLABLE 2274000063	594698SX1 AA2	33,517.40 95.764	0.04 2.45	35,000.00 1.00	-1,482.60	241.77 821.10
35,000.000	MICHIGAN STATE STRATEGIC REVENUE BONDS DTD 03/15/2022 2.346% 10/15/2025 NON CALLABLE 2274000072	594698SX1 AA2	33,517.40 95.764	0.04 2.45	35,000.00 1.00	-1,482.60	241.77 821.10

# DETAIL OF ASSETS HELD

AS OF 6/30/22

ACCOUNT M30024

WTCPUA

SHARES PAR VALUE	ASSET DESCRIPTION	CUSIP NUMBER MOODYS	MARKET VALUE MARKET PRICE	% MKT YLD MKT	COST UNIT COST	UNREALIZED GAIN/LOSS	ACCRUED INCOME EST ANN INCOME
65,000.000	MICHIGAN STATE STRATEGIC REVENUE BONDS DTD 03/15/2022 2.346% 10/15/2025 NON CALLABLE 2274000081	594698SX1 AA2	62,246.60 95.764	0.08 2.45	65,000.00 1.00	-2,753.40	449.00 1,524.90
265,000.000	MICHIGAN STATE STRATEGIC REVENUE BONDS DTD 03/15/2022 2.346% 10/15/2025 NON CALLABLE 2274000090	594698SX1 AA2	253,774.60 95.764	0.32 2.45	265,000.00 1.00	-11,225.40	1,830.53 6,216.90
315,000.000	MICHIGAN STATE STRATEGIC REVENUE BONDS DTD 03/15/2022 2.346% 10/15/2025 NON CALLABLE 2274000107	594698SX1 AA2	301,656.60 95.764	0.38 2.45	315,000.00 1.00	-13,343.40	2,175.92 7,389.90
135,000.000	MICHIGAN STATE STRATEGIC REVENUE BONDS DTD 03/15/2022 2.346% 10/15/2025 NON CALLABLE 2274000116	594698SX1 AA2	129,281.40 95.764	0.16 2.45	135,000.00 1.00	-5,718.60	932.54 3,167.10
5,000.000	NEW JERSEY STATE TURNPIKE AUTH TRANSPORTATION REVENUE DTD 02/04/2021 0.897% 01/01/2025 NON CALLABLE 2274000063	646140DN0 A1	4,683.55 93.671	0.01 0.96	5,000.00 1.00	-316.45	22.43 44.85
5,000.000	NEW JERSEY STATE TURNPIKE AUTH TRANSPORTATION REVENUE DTD 02/04/2021 0.897% 01/01/2025 NON CALLABLE 2274000072	646140DN0 A1	4,683.55 93.671	0.01 0.96	5,000.00 1.00	-316.45	22.43 44.85
15,000.000	NEW JERSEY STATE TURNPIKE AUTH TRANSPORTATION REVENUE DTD 02/04/2021 0.897% 01/01/2025 NON CALLABLE 2274000081	646140DN0 A1	14,050.65 93.671	0.02 0.96	15,000.00 1.00	-949.35	67.28 134.55



# DETAIL OF ASSETS HELD

AS OF 6/30/22

ACCOUNT M30024

WTCPUA

SHARES PAR VALUE	ASSET DESCRIPTION	CUSIP NUMBER MOODYS	MARKET VALUE MARKET PRICE	% MKT YLD MKT	COST UNIT COST	UNREALIZED GAIN/LOSS	ACCRUED INCOME EST ANN INCOME
55,000.000	NEW JERSEY STATE TURNPIKE AUTH TRANSPORTATION REVENUE DTD 02/04/2021 0.897% 01/01/2025 NON CALLABLE 2274000090	646140DN0 A1	51,519.05 93.671	0.07 0.96	55,000.00 1.00	-3,480.95	246.68 493.35
65,000.000	NEW JERSEY STATE TURNPIKE AUTH TRANSPORTATION REVENUE DTD 02/04/2021 0.897% 01/01/2025 NON CALLABLE 2274000107	646140DN0 A1	60,886.15 93.671	0.08 0.96	65,000.00 1.00	-4,113.85	291.53 583.05
30,000.000	NEW JERSEY STATE TURNPIKE AUTH TRANSPORTATION REVENUE DTD 02/04/2021 0.897% 01/01/2025 NON CALLABLE 2274000116	646140DN0 A1	28,101.30 93.671	0.04 0.96	30,000.00 1.00	-1,898.70	134.55 269.10
35,000.000	NEW YORK NEW YORK GENERAL OBLIGATION DTD 08/26/2021 0.580% 08/01/2024 NON CALLABLE 2274000063	64966QWU0 AA2	32,962.65 94.179	0.04 0.62	35,000.00 1.00	-2,037.35	84.58 203.00
35,000.000	NEW YORK NEW YORK GENERAL OBLIGATION DTD 08/26/2021 0.580% 08/01/2024 NON CALLABLE 2274000072	64966QWU0 AA2	32,962.65 94.179	0.04 0.62	35,000.00 1.00	-2,037.35	84.58 203.00
60,000.000	NEW YORK NEW YORK GENERAL OBLIGATION DTD 08/26/2021 0.580% 08/01/2024 NON CALLABLE 2274000081	64966QWU0 AA2	56,507.40 94.179	0.07 0.62	60,000.00 1.00	-3,492.60	145.00 348.00
260,000.000	NEW YORK NEW YORK GENERAL OBLIGATION DTD 08/26/2021 0.580% 08/01/2024 NON CALLABLE 2274000090	64966QWU0 AA2	244,865.40 94.179	0.31 0.62	260,000.00 1.00	-15,134.60	628.33 1,508.00

# DETAIL OF ASSETS HELD

AS OF 6/30/22

ACCOUNT M30024

WTCPUA

SHARES PAR VALUE	ASSET DESCRIPTION	CUSIP NUMBER MOODYS	MARKET VALUE MARKET PRICE	% MKT YLD MKT	COST UNIT COST	UNREALIZED GAIN/LOSS	ACCRUED INCOME EST ANN INCOME
305,000.000	NEW YORK NEW YORK GENERAL OBLIGATION DTD 08/26/2021 0.580% 08/01/2024 NON CALLABLE 2274000107	64966QWU0 AA2	287,245.95 94.179	0.36 0.62	305,000.00 1.00	-17,754.05	737.08 1,769.00
135,000.000	NEW YORK NEW YORK GENERAL OBLIGATION DTD 08/26/2021 0.580% 08/01/2024 NON CALLABLE 2274000116	64966QWU0 AA2	127,141.65 94.179	0.16 0.62	135,000.00 1.00	-7,858.35	326.25 783.00
30,000.000	NEW YORK CITY NEW YORK TRANSITIONAL REVENUE BONDS DTD 04/07/2021 0.350% 11/01/2023 NON CALLABLE 2274000063	64971XYM4 AA1	28,906.20 96.354	0.04 0.36	30,000.00 1.00	-1,093.80	17.50 105.00
30,000.000	NEW YORK CITY NEW YORK TRANSITIONAL REVENUE BONDS DTD 04/07/2021 0.350% 11/01/2023 NON CALLABLE 2274000072	64971XYM4 AA1	28,906.20 96.354	0.04 0.36	30,000.00 1.00	-1,093.80	17.50 105.00
60,000.000	NEW YORK CITY NEW YORK TRANSITIONAL REVENUE BONDS DTD 04/07/2021 0.350% 11/01/2023 NON CALLABLE 2274000081	64971XYM4 AA1	57,812.40 96.354	0.07 0.36	60,000.00 1.00	-2,187.60	35.00 210.00
260,000.000	NEW YORK CITY NEW YORK TRANSITIONAL REVENUE BONDS DTD 04/07/2021 0.350% 11/01/2023 NON CALLABLE 2274000090	64971XYM4 AA1	250,520.40 96.354	0.31 0.36	260,000.00 1.00	-9,479.60	151.67 910.00
305,000.000	NEW YORK CITY NEW YORK TRANSITIONAL REVENUE BONDS DTD 04/07/2021 0.350% 11/01/2023 NON CALLABLE 2274000107	64971XYM4 AA1	293,879.70 96.354	0.37 0.36	305,000.00 1.00	-11,120.30	177.92 1,067.50

# DETAIL OF ASSETS HELD

AS OF 6/30/22

ACCOUNT M30024

WTCPUA

SHARES PAR VALUE	ASSET DESCRIPTION	CUSIP NUMBER MOODYS	MARKET VALUE MARKET PRICE	% MKT YLD MKT	COST UNIT COST	UNREALIZED GAIN/LOSS	ACCRUED INCOME EST ANN INCOME
135,000.000	NEW YORK CITY NEW YORK TRANSITIONAL REVENUE BONDS DTD 04/07/2021 0.350% 11/01/2023 NON CALLABLE 2274000116	64971XYM4 AA1	130,077.90 96.354	0.16 0.36	135,000.00 1.00	-4,922.10	78.75 472.50
20,000.000	NEW YORK NEW YORK HIGHER EDUCATION DTD 07/22/2021 0.640% 07/15/2024 NON CALLABLE ST AID WITHHLDG 2274000063	64972H5D0 AA2	18,878.20 94.391	0.02 0.68	20,000.00 1.00	-1,121.80	59.02 128.00
20,000.000	NEW YORK NEW YORK HIGHER EDUCATION DTD 07/22/2021 0.640% 07/15/2024 NON CALLABLE ST AID WITHHLDG 2274000072	64972H5D0 AA2	18,878.20 94.391	0.02 0.68	20,000.00 1.00	-1,121.80	59.02 128.00
35,000.000	NEW YORK NEW YORK HIGHER EDUCATION DTD 07/22/2021 0.640% 07/15/2024 NON CALLABLE ST AID WITHHLDG 2274000081	64972H5D0 AA2	33,036.85 94.391	0.04 0.68	35,000.00 1.00	-1,963.15	103.29 224.00
160,000.000	NEW YORK NEW YORK HIGHER EDUCATION DTD 07/22/2021 0.640% 07/15/2024 NON CALLABLE ST AID WITHHLDG 2274000090	64972H5D0 AA2	151,025.60 94.391	0.19 0.68	160,000.00 1.00	-8,974.40	472.18 1,024.00
185,000.000	NEW YORK NEW YORK HIGHER EDUCATION DTD 07/22/2021 0.640% 07/15/2024 NON CALLABLE ST AID WITHHLDG 2274000107	64972H5D0 AA2	174,623.35 94.391	0.22 0.68	185,000.00 1.00	-10,376.65	545.96 1,184.00

# DETAIL OF ASSETS HELD

AS OF 6/30/22

ACCOUNT M30024

WTCPUA

SHARES PAR VALUE	ASSET DESCRIPTION	CUSIP NUMBER MOODYS	MARKET VALUE MARKET PRICE	% MKT YLD MKT	COST UNIT COST	UNREALIZED GAIN/LOSS	ACCRUED INCOME EST ANN INCOME
80,000.000	NEW YORK NEW YORK HIGHER EDUCATION DTD 07/22/2021 0.640% 07/15/2024 NON CALLABLE ST AID WITHHLDG 2274000116	64972H5D0 AA2	75,512.80 94.391	0.10 0.68	80,000.00 1.00	-4,487.20	236.09 512.00
30,000.000	NEW YORK STATE URBAN DEV CORP SAL REVENUE BONDS DTD 10/30/2019 1.910% 03/15/2023 NON CALLABLE 2274000063	64985TAX9 AA1	29,781.90 99.273	0.04 1.92	30,000.00 1.00	-218.10	168.72 573.00
30,000.000	NEW YORK STATE URBAN DEV CORP SAL REVENUE BONDS DTD 10/30/2019 1.910% 03/15/2023 NON CALLABLE 2274000072	64985TAX9 AA1	29,781.90 99.273	0.04 1.92	30,000.00 1.00	-218.10	168.72 573.00
60,000.000	NEW YORK STATE URBAN DEV CORP SAL REVENUE BONDS DTD 10/30/2019 1.910% 03/15/2023 NON CALLABLE 2274000081	64985TAX9 AA1	59,563.80 99.273	0.08 1.92	60,000.00 1.00	-436.20	337.43 1,146.00
255,000.000	NEW YORK STATE URBAN DEV CORP SAL REVENUE BONDS DTD 10/30/2019 1.910% 03/15/2023 NON CALLABLE 2274000090	64985TAX9 AA1	253,146.15 99.273	0.32 1.92	255,000.00 1.00	-1,853.85	1,434.09 4,870.50
300,000.000	NEW YORK STATE URBAN DEV CORP SAL REVENUE BONDS DTD 10/30/2019 1.910% 03/15/2023 NON CALLABLE 2274000107	64985TAX9 AA1	297,819.00 99.273	0.37 1.92	300,000.00 1.00	-2,181.00	1,687.17 5,730.00
175,000.000	NEW YORK STATE URBAN DEV CORP SAL REVENUE BONDS DTD 10/30/2019 1.910% 03/15/2023 NON CALLABLE 2274000116	64985TAX9 AA1	173,727.75 99.273	0.22 1.92	175,000.00 1.00	-1,272.25	984.18 3,342.50

# DETAIL OF ASSETS HELD

AS OF 6/30/22

ACCOUNT M30024

WTCPUA

SHARES PAR VALUE	ASSET DESCRIPTION	CUSIP NUMBER MOODYS	MARKET VALUE MARKET PRICE	% MKT YLD MKT	COST UNIT COST	UNREALIZED GAIN/LOSS	ACCRUED INCOME EST ANN INCOME
25,000.000	NEW YORK STATE DORM AUTH REVENUE BONDS DTD 06/23/2021 0.887% 03/15/2025 NON CALLABLE 2274000063	64990FD43 N/A	23,235.75 92.943	0.03 0.96	25,000.00 1.00	-1,764.25	65.29 221.75
20,000.000	NEW YORK STATE DORM AUTH REVENUE BONDS DTD 06/23/2021 0.887% 03/15/2025 NON CALLABLE 2274000072	64990FD43 N/A	18,588.60 92.943	0.02 0.96	20,000.00 1.00	-1,411.40	52.23 177.40
40,000.000	NEW YORK STATE DORM AUTH REVENUE BONDS DTD 06/23/2021 0.887% 03/15/2025 NON CALLABLE 2274000081	64990FD43 N/A	37,177.20 92.943	0.05 0.96	40,000.00 1.00	-2,822.80	104.47 354.80
175,000.000	NEW YORK STATE DORM AUTH REVENUE BONDS DTD 06/23/2021 0.887% 03/15/2025 NON CALLABLE 2274000090	64990FD43 N/A	162,650.25 92.943	0.20 0.96	175,000.00 1.00	-12,349.75	457.05 1,552.25
205,000.000	NEW YORK STATE DORM AUTH REVENUE BONDS DTD 06/23/2021 0.887% 03/15/2025 NON CALLABLE 2274000107	64990FD43 N/A	190,533.15 92.943	0.24 0.96	205,000.00 1.00	-14,466.85	535.40 1,818.35
90,000.000	NEW YORK STATE DORM AUTH REVENUE BONDS DTD 06/23/2021 0.887% 03/15/2025 NON CALLABLE 2274000116	64990FD43 N/A	83,648.70 92.943	0.11 0.96	90,000.00 1.00	-6,351.30	235.05 798.30
35,000.000	NEW YORK STATE URBAN DEV REVENUE BONDS DTD 01/16/2019 3.250% 03/15/2025 NON CALLABLE 2274000063	6500358N1 AA1	34,703.90 99.154	0.04 3.28	36,552.75 1.04	-1,848.85	334.93 1,137.50

# DETAIL OF ASSETS HELD

AS OF 6/30/22

ACCOUNT M30024

WTCPUA

SHARES PAR VALUE	ASSET DESCRIPTION	CUSIP NUMBER MOODYS	MARKET VALUE MARKET PRICE	% MKT YLD MKT	COST UNIT COST	UNREALIZED GAIN/LOSS	ACCRUED INCOME EST ANN INCOME
30,000.000	NEW YORK STATE URBAN DEV REVENUE BONDS DTD 01/16/2019 3.250% 03/15/2025 NON CALLABLE 2274000072	6500358N1 AA1	29,746.20 99.154	0.04 3.28	31,330.93 1.04	-1,584.73	287.08 975.00
60,000.000	NEW YORK STATE URBAN DEV REVENUE BONDS DTD 01/16/2019 3.250% 03/15/2025 NON CALLABLE 2274000081	6500358N1 AA1	59,492.40 99.154	0.08 3.28	62,661.85 1.04	-3,169.45	574.17 1,950.00
270,000.000	NEW YORK STATE URBAN DEV REVENUE BONDS DTD 01/16/2019 3.250% 03/15/2025 NON CALLABLE 2274000090	6500358N1 AA1	267,715.80 99.154	0.34 3.28	281,978.34 1.04	-14,262.54	2,583.75 8,775.00
315,000.000	NEW YORK STATE URBAN DEV REVENUE BONDS DTD 01/16/2019 3.250% 03/15/2025 NON CALLABLE 2274000107	6500358N1 AA1	312,335.10 99.154	0.39 3.28	328,974.73 1.04	-16,639.63	3,014.37 10,237.50
140,000.000	NEW YORK STATE URBAN DEV REVENUE BONDS DTD 01/16/2019 3.250% 03/15/2025 NON CALLABLE 2274000116	6500358N1 AA1	138,815.60 99.154	0.17 3.28	146,210.99 1.04	-7,395.39	1,339.72 4,550.00
25,000.000	NORTH CAROLINA STATE ESTRN MUNI POWER REVENUE DTD 07/31/2015 4.058% 07/01/2025 NON CALLABLE 2274000063	65819WAK9 N/A	25,422.75 101.691	0.03 3.99	25,531.75 1.02	-109.00	507.25 1,014.50
25,000.000	NORTH CAROLINA STATE ESTRN MUNI POWER REVENUE DTD 07/31/2015 4.058% 07/01/2025 NON CALLABLE 2274000072	65819WAK9 N/A	25,422.75 101.691	0.03 3.99	25,531.75 1.02	-109.00	507.25 1,014.50

DETAIL OF ASSETS HELD

AS OF 6/30/22

ACCOUNT M30024

WTCPUA

SHARES PAR VALUE	ASSET DESCRIPTION	CUSIP NUMBER MOODYS	MARKET VALUE MARKET PRICE	% MKT YLD MKT	COST UNIT COST	UNREALIZED GAIN/LOSS	ACCRUED INCOME EST ANN INCOME
50,000.000	NORTH CAROLINA STATE ESTRN MUNI POWER REVENUE DTD 07/31/2015 4.058% 07/01/2025 NON CALLABLE 2274000081	65819WAK9 N/A	50,845.50 101.691	0.06 3.99	51,063.50 1.02	-218.00	1,014.50 2,029.00
200,000.000	NORTH CAROLINA STATE ESTRN MUNI POWER REVENUE DTD 07/31/2015 4.058% 07/01/2025 NON CALLABLE 2274000090	65819WAK9 N/A	203,382.00 101.691	0.26 3.99	204,254.00 1.02	-872.00	4,058.00 8,116.00
235,000.000	NORTH CAROLINA STATE ESTRN MUNI POWER REVENUE DTD 07/31/2015 4.058% 07/01/2025 NON CALLABLE 2274000107	65819WAK9 N/A	238,973.85 101.691	0.30 3.99	239,998.45 1.02	-1,024.60	4,768.15 9,536.30
105,000.000	NORTH CAROLINA STATE ESTRN MUNI POWER REVENUE DTD 07/31/2015 4.058% 07/01/2025 NON CALLABLE 2274000116	65819WAK9 N/A	106,775.55 101.691	0.13 3.99	107,233.35 1.02	-457.80	2,130.45 4,260.90
10,000.000	N TEXAS TOLLWAY AUTH REVENUE TRANSPORTATION REVENUE DTD 10/28/2020 1.020% 01/01/2025 NON CALLABLE 2274000063	66285WB54 A1	9,401.90 94.019	0.01 1.09	10,000.00 1.00	-598.10	51.00 102.00
10,000.000	N TEXAS TOLLWAY AUTH REVENUE TRANSPORTATION REVENUE DTD 10/28/2020 1.020% 01/01/2025 NON CALLABLE 2274000072	66285WB54 A1	9,401.90 94.019	0.01 1.09	10,000.00 1.00	-598.10	51.00 102.00
20,000.000	N TEXAS TOLLWAY AUTH REVENUE TRANSPORTATION REVENUE DTD 10/28/2020 1.020% 01/01/2025 NON CALLABLE 2274000081	66285WB54 A1	18,803.80 94.019	0.02 1.09	20,000.00 1.00	-1,196.20	102.00 204.00

# DETAIL OF ASSETS HELD

AS OF 6/30/22

ACCOUNT M30024

WTCPUA

SHARES PAR VALUE	ASSET DESCRIPTION	CUSIP NUMBER MOODYS	MARKET VALUE MARKET PRICE	% MKT YLD MKT	COST UNIT COST	UNREALIZED GAIN/LOSS	ACCRUED INCOME EST ANN INCOME
90,000.000	N TEXAS TOLLWAY AUTH REVENUE TRANSPORTATION REVENUE DTD 10/28/2020 1.020% 01/01/2025 NON CALLABLE 2274000090	66285WB54 A1	84,617.10 94.019	0.11 1.09	90,000.00 1.00	-5,382.90	459.00 918.00
105,000.000	N TEXAS TOLLWAY AUTH REVENUE TRANSPORTATION REVENUE DTD 10/28/2020 1.020% 01/01/2025 NON CALLABLE 2274000107	66285WB54 A1	98,719.95 94.019	0.12 1.09	105,000.00 1.00	-6,280.05	535.50 1,071.00
45,000.000	N TEXAS TOLLWAY AUTH REVENUE TRANSPORTATION REVENUE DTD 10/28/2020 1.020% 01/01/2025 NON CALLABLE 2274000116	66285WB54 A1	42,308.55 94.019	0.05 1.09	45,000.00 1.00	-2,691.45	229.50 459.00
30,000.000	NORWALK CONNECTICUT GENERAL OBLIGATION DTD 07/29/2021 0.555% 08/01/2024 NON CALLABLE 2274000063	668844VL4 AAA	28,428.30 94.761	0.04 0.59	30,000.00 1.00	-1,571.70	69.38 166.50
30,000.000	NORWALK CONNECTICUT GENERAL OBLIGATION DTD 07/29/2021 0.555% 08/01/2024 NON CALLABLE 2274000072	668844VL4 AAA	28,428.30 94.761	0.04 0.59	30,000.00 1.00	-1,571.70	69.38 166.50
60,000.000	NORWALK CONNECTICUT GENERAL OBLIGATION DTD 07/29/2021 0.555% 08/01/2024 NON CALLABLE 2274000081	668844VL4 AAA	56,856.60 94.761	0.07 0.59	60,000.00 1.00	-3,143.40	138.75 333.00
255,000.000	NORWALK CONNECTICUT GENERAL OBLIGATION DTD 07/29/2021 0.555% 08/01/2024 NON CALLABLE 2274000090	668844VL4 AAA	241,640.55 94.761	0.30 0.59	255,000.00 1.00	-13,359.45	589.69 1,415.25



# DETAIL OF ASSETS HELD

AS OF 6/30/22

ACCOUNT M30024

WTCPUA

SHARES PAR VALUE	ASSET DESCRIPTION	CUSIP NUMBER MOODYS	MARKET VALUE MARKET PRICE	% MKT YLD MKT	COST UNIT COST	UNREALIZED GAIN/LOSS	ACCRUED INCOME EST ANN INCOME
295,000.000	NORWALK CONNECTICUT GENERAL OBLIGATION DTD 07/29/2021 0.555% 08/01/2024 NON CALLABLE 2274000107	668844VL4 AAA	279,544.95 94.761	0.35 0.59	295,000.00 1.00	-15,455.05	682.19 1,637.25
130,000.000	NORWALK CONNECTICUT GENERAL OBLIGATION DTD 07/29/2021 0.555% 08/01/2024 NON CALLABLE 2274000116	668844VL4 AAA	123,189.30 94.761	0.16 0.59	130,000.00 1.00	-6,810.70	300.63 721.50
35,000.000	OKLAHOMA STATE TURNPIKE AUTH TRANSPORTATION REVENUE DTD 10/29/2020 0.904% 01/01/2025 NON CALLABLE 2274000063	679111ZS6 AA3	32,998.00 94.280	0.04 0.96	35,000.00 1.00	-2,002.00	158.20 316.40
35,000.000	OKLAHOMA STATE TURNPIKE AUTH TRANSPORTATION REVENUE DTD 10/29/2020 0.904% 01/01/2025 NON CALLABLE 2274000072	679111ZS6 AA3	32,998.00 94.280	0.04 0.96	35,000.00 1.00	-2,002.00	158.20 316.40
70,000.000	OKLAHOMA STATE TURNPIKE AUTH TRANSPORTATION REVENUE DTD 10/29/2020 0.904% 01/01/2025 NON CALLABLE 2274000081	679111ZS6 AA3	65,996.00 94.280	0.08 0.96	70,000.00 1.00	-4,004.00	316.40 632.80
285,000.000	OKLAHOMA STATE TURNPIKE AUTH TRANSPORTATION REVENUE DTD 10/29/2020 0.904% 01/01/2025 NON CALLABLE 2274000090	679111ZS6 AA3	268,698.00 94.280	0.34 0.96	285,000.00 1.00	-16,302.00	1,288.20 2,576.40
335,000.000	OKLAHOMA STATE TURNPIKE AUTH TRANSPORTATION REVENUE DTD 10/29/2020 0.904% 01/01/2025 NON CALLABLE 2274000107	679111ZS6 AA3	315,838.00 94.280	0.40 0.96	335,000.00 1.00	-19,162.00	1,514.20 3,028.40

# DETAIL OF ASSETS HELD

AS OF 6/30/22

ACCOUNT M30024

WTCPUA

SHARES PAR VALUE	ASSET DESCRIPTION	CUSIP NUMBER MOODYS	MARKET VALUE MARKET PRICE	% MKT YLD MKT	COST UNIT COST	UNREALIZED GAIN/LOSS	ACCRUED INCOME EST ANN INCOME
85,000.000	OKLAHOMA STATE TURNPIKE AUTH TRANSPORTATION REVENUE DTD 10/29/2020 0.904% 01/01/2025 NON CALLABLE 2274000116	679111ZS6 AA3	80,138.00 94.280	0.10 0.96	85,000.00 1.00	-4,862.00	384.20 768.40
25,000.000	OREGON STATE DEPT OF TRANSPRTN TRANSPORTATION REVENUE DTD 11/20/2019 1.855% 11/15/2022 NON CALLABLE 2274000063	68607DTT2 AA1	24,945.25 99.781	0.03 1.86	25,000.00 1.00	-54.75	59.26 463.75
25,000.000	OREGON STATE DEPT OF TRANSPRTN TRANSPORTATION REVENUE DTD 11/20/2019 1.855% 11/15/2022 NON CALLABLE 2274000072	68607DTT2 AA1	24,945.25 99.781	0.03 1.86	25,000.00 1.00	-54.75	59.26 463.75
50,000.000	OREGON STATE DEPT OF TRANSPRTN TRANSPORTATION REVENUE DTD 11/20/2019 1.855% 11/15/2022 NON CALLABLE 2274000081	68607DTT2 AA1	49,890.50 99.781	0.06 1.86	50,000.00 1.00	-109.50	118.51 927.50
200,000.000	OREGON STATE DEPT OF TRANSPRTN TRANSPORTATION REVENUE DTD 11/20/2019 1.855% 11/15/2022 NON CALLABLE 2274000090	68607DTT2 AA1	199,562.00 99.781	0.25 1.86	200,000.00 1.00	-438.00	474.06 3,710.00
240,000.000	OREGON STATE DEPT OF TRANSPRTN TRANSPORTATION REVENUE DTD 11/20/2019 1.855% 11/15/2022 NON CALLABLE 2274000107	68607DTT2 AA1	239,474.40 99.781	0.30 1.86	240,000.00 1.00	-525.60	568.87 4,452.00
140,000.000	OREGON STATE DEPT OF TRANSPRTN TRANSPORTATION REVENUE DTD 11/20/2019 1.855% 11/15/2022 NON CALLABLE 2274000116	68607DTT2 AA1	139,693.40 99.781	0.18 1.86	140,000.00 1.00	-306.60	331.84 2,597.00

# DETAIL OF ASSETS HELD

AS OF 6/30/22

ACCOUNT M30024

WTCPUA

SHARES PAR VALUE	ASSET DESCRIPTION	CUSIP NUMBER MOODYS	MARKET VALUE MARKET PRICE	% MKT YLD MKT	COST UNIT COST	UNREALIZED GAIN/LOSS	ACCRUED INCOME EST ANN INCOME
20,000.000	OREGON STATE GENERAL OBLIGATION DTD 06/17/2020 0.655% 05/01/2023 NON CALLABLE 2274000063	68609TUS5 AA1	19,640.40 98.202	0.03 0.67	20,000.00 1.00	-359.60	21.83 131.00
20,000.000	OREGON STATE GENERAL OBLIGATION DTD 06/17/2020 0.655% 05/01/2023 NON CALLABLE 2274000072	68609TUS5 AA1	19,640.40 98.202	0.03 0.67	20,000.00 1.00	-359.60	21.83 131.00
35,000.000	OREGON STATE GENERAL OBLIGATION DTD 06/17/2020 0.655% 05/01/2023 NON CALLABLE 2274000081	68609TUS5 AA1	34,370.70 98.202	0.04 0.67	35,000.00 1.00	-629.30	38.21 229.25
150,000.000	OREGON STATE GENERAL OBLIGATION DTD 06/17/2020 0.655% 05/01/2023 NON CALLABLE 2274000090	68609TUS5 AA1	147,303.00 98.202	0.19 0.67	150,000.00 1.00	-2,697.00	163.75 982.50
175,000.000	OREGON STATE GENERAL OBLIGATION DTD 06/17/2020 0.655% 05/01/2023 NON CALLABLE 2274000107	68609TUS5 AA1	171,853.50 98.202	0.22 0.67	175,000.00 1.00	-3,146.50	191.04 1,146.25
100,000.000	OREGON STATE GENERAL OBLIGATION DTD 06/17/2020 0.655% 05/01/2023 NON CALLABLE 2274000116	68609TUS5 AA1	98,202.00 98.202	0.12 0.67	100,000.00 1.00	-1,798.00	109.17 655.00
15,000.000	OREGON STATE GENERAL OBLIGATION DTD 05/17/2022 3.062% 05/01/2025 NON CALLABLE 2274000063	68609T7E2 AA1	14,942.10 99.614	0.02 3.07	15,000.00 1.00	-57.90	56.14 459.30

# DETAIL OF ASSETS HELD

AS OF 6/30/22

ACCOUNT M30024

WTCPUA

SHARES PAR VALUE	ASSET DESCRIPTION	CUSIP NUMBER MOODYS	MARKET VALUE MARKET PRICE	% MKT YLD MKT	COST UNIT COST	UNREALIZED GAIN/LOSS	ACCRUED INCOME EST ANN INCOME
15,000.000	OREGON STATE GENERAL OBLIGATION DTD 05/17/2022 3.062% 05/01/2025 NON CALLABLE 2274000072	68609T7E2 AA1	14,942.10 99.614	0.02 3.07	15,000.00 1.00	-57.90	56.14 459.30
30,000.000	OREGON STATE GENERAL OBLIGATION DTD 05/17/2022 3.062% 05/01/2025 NON CALLABLE 2274000081	68609T7E2 AA1	29,884.20 99.614	0.04 3.07	30,000.00 1.00	-115.80	112.27 918.60
120,000.000	OREGON STATE GENERAL OBLIGATION DTD 05/17/2022 3.062% 05/01/2025 NON CALLABLE 2274000090	68609T7E2 AA1	119,536.80 99.614	0.15 3.07	120,000.00 1.00	-463.20	449.09 3,674.40
145,000.000	OREGON STATE GENERAL OBLIGATION DTD 05/17/2022 3.062% 05/01/2025 NON CALLABLE 2274000107	68609T7E2 AA1	144,440.30 99.614	0.18 3.07	145,000.00 1.00	-559.70	542.65 4,439.90
65,000.000	OREGON STATE GENERAL OBLIGATION DTD 05/17/2022 3.062% 05/01/2025 NON CALLABLE 2274000116	68609T7E2 AA1	64,749.10 99.614	0.08 3.07	65,000.00 1.00	-250.90	243.26 1,990.30
30,000.000	PENNSYLVANIA STATE ECON DEV FINGA HIGHER EDUCATION DTD 04/28/2021 0.739% 06/15/2024 NON CALLABLE 2274000063	70869PMP9 AA3	28,431.00 94.770	0.04 0.78	29,860.80 1.00	-1,429.80	9.85 221.70
35,000.000	PENNSYLVANIA STATE ECON DEV FINGA HIGHER EDUCATION DTD 04/28/2021 0.739% 06/15/2024 NON CALLABLE 2274000072	70869PMP9 AA3	33,169.50 94.770	0.04 0.78	34,837.60 1.00	-1,668.10	11.50 258.65

# DETAIL OF ASSETS HELD

AS OF 6/30/22

ACCOUNT M30024

WTCPUA

SHARES PAR VALUE	ASSET DESCRIPTION	CUSIP NUMBER MOODYS	MARKET VALUE MARKET PRICE	% MKT YLD MKT	COST UNIT COST	UNREALIZED GAIN/LOSS	ACCRUED INCOME EST ANN INCOME
65,000.000	PENNSYLVANIA STATE ECON DEV FINGA HIGHER EDUCATION DTD 04/28/2021 0.739% 06/15/2024 NON CALLABLE 2274000081	70869PMP9 AA3	61,600.50 94.770	0.08 0.78	64,698.40 1.00	-3,097.90	21.35 480.35
265,000.000	PENNSYLVANIA STATE ECON DEV FINGA HIGHER EDUCATION DTD 04/28/2021 0.739% 06/15/2024 NON CALLABLE 2274000090	70869PMP9 AA3	251,140.50 94.770	0.32 0.78	263,770.40 1.00	-12,629.90	87.04 1,958.35
315,000.000	PENNSYLVANIA STATE ECON DEV FINGA HIGHER EDUCATION DTD 04/28/2021 0.739% 06/15/2024 NON CALLABLE 2274000107	70869PMP9 AA3	298,525.50 94.770	0.37 0.78	313,538.40 1.00	-15,012.90	103.46 2,327.85
135,000.000	PENNSYLVANIA STATE ECON DEV FINGA HIGHER EDUCATION DTD 04/28/2021 0.739% 06/15/2024 NON CALLABLE 2274000116	70869PMP9 AA3	127,939.50 94.770	0.16 0.78	134,373.60 1.00	-6,434.10	44.34 997.65
10,000.000	PITTSBURGH PENNSYLVANIA GENERAL OBLIGATION DTD 08/27/2020 0.507% 09/01/2022 NON CALLABLE 2274000063	725209NW6 N/A	9,979.10 99.791	0.01 0.51	10,000.00 1.00	-20.90	16.90 50.70
10,000.000	PITTSBURGH PENNSYLVANIA GENERAL OBLIGATION DTD 08/27/2020 0.507% 09/01/2022 NON CALLABLE 2274000072	725209NW6 N/A	9,979.10 99.791	0.01 0.51	10,000.00 1.00	-20.90	16.90 50.70
20,000.000	PITTSBURGH PENNSYLVANIA GENERAL OBLIGATION DTD 08/27/2020 0.507% 09/01/2022 NON CALLABLE 2274000081	725209NW6 N/A	19,958.20 99.791	0.03 0.51	20,000.00 1.00	-41.80	33.80 101.40

# DETAIL OF ASSETS HELD

AS OF 6/30/22

ACCOUNT M30024

WTCPUA

SHARES PAR VALUE	ASSET DESCRIPTION	CUSIP NUMBER MOODYS	MARKET VALUE MARKET PRICE	% MKT YLD MKT	COST UNIT COST	UNREALIZED GAIN/LOSS	ACCRUED INCOME EST ANN INCOME
95,000.000	PITTSBURGH PENNSYLVANIA GENERAL OBLIGATION DTD 08/27/2020 0.507% 09/01/2022 NON CALLABLE 2274000090	725209NW6 N/A	94,801.45 99.791	0.12 0.51	95,000.00 1.00	-198.55	160.55 481.65
110,000.000	PITTSBURGH PENNSYLVANIA GENERAL OBLIGATION DTD 08/27/2020 0.507% 09/01/2022 NON CALLABLE 2274000107	725209NW6 N/A	109,770.10 99.791	0.14 0.51	110,000.00 1.00	-229.90	185.90 557.70
65,000.000	PITTSBURGH PENNSYLVANIA GENERAL OBLIGATION DTD 08/27/2020 0.507% 09/01/2022 NON CALLABLE 2274000116	725209NW6 N/A	64,864.15 99.791	0.08 0.51	65,000.00 1.00	-135.85	109.85 329.55
35,000.000	PORT AUTH NEW YORK REVENUE BONDS DTD 07/08/2020 1.086% 07/01/2023 NON CALLABLE 2274000063	73358W4V3 AA3	34,351.45 98.147	0.04 1.11	35,320.05 1.01	-968.60	190.05 380.10
30,000.000	PORT AUTH NEW YORK REVENUE BONDS DTD 07/08/2020 1.086% 07/01/2023 NON CALLABLE 2274000072	73358W4V3 AA3	29,444.10 98.147	0.04 1.11	30,274.37 1.01	-830.27	162.90 325.80
60,000.000	PORT AUTH NEW YORK REVENUE BONDS DTD 07/08/2020 1.086% 07/01/2023 NON CALLABLE 2274000081	73358W4V3 AA3	58,888.20 98.147	0.07 1.11	60,548.65 1.01	-1,660.45	325.80 651.60
260,000.000	PORT AUTH NEW YORK REVENUE BONDS DTD 07/08/2020 1.086% 07/01/2023 NON CALLABLE 2274000090	73358W4V3 AA3	255,182.20 98.147	0.32 1.11	262,377.87 1.01	-7,195.67	1,411.80 2,823.60

# DETAIL OF ASSETS HELD

AS OF 6/30/22

ACCOUNT M30024

WTCPUA

SHARES PAR VALUE	ASSET DESCRIPTION	CUSIP NUMBER MOODYS	MARKET VALUE MARKET PRICE	% MKT YLD MKT	COST UNIT COST	UNREALIZED GAIN/LOSS	ACCRUED INCOME EST ANN INCOME
300,000.000	PORT AUTH NEW YORK REVENUE BONDS DTD 07/08/2020 1.086% 07/01/2023 NON CALLABLE 2274000107	73358W4V3 AA3	294,441.00 98.147	0.37 1.11	302,743.25 1.01	-8,302.25	1,629.00 3,258.00
130,000.000	PORT AUTH NEW YORK REVENUE BONDS DTD 07/08/2020 1.086% 07/01/2023 NON CALLABLE 2274000116	73358W4V3 AA3	127,591.10 98.147	0.16 1.11	131,188.94 1.01	-3,597.84	705.90 1,411.80
5,000.000	RALEIGH NORTH CAROLINA LTD OBLIG REVENUE BONDS DTD 06/18/2020 1.000% 10/01/2022 NON CALLABLE 2274000063	751120FA9 AA1	4,988.65 99.773	0.01 1.00	5,000.00 1.00	-11.35	12.50 50.00
5,000.000	RALEIGH NORTH CAROLINA LTD OBLIG REVENUE BONDS DTD 06/18/2020 1.000% 10/01/2022 NON CALLABLE 2274000072	751120FA9 AA1	4,988.65 99.773	0.01 1.00	5,000.00 1.00	-11.35	12.50 50.00
10,000.000	RALEIGH NORTH CAROLINA LTD OBLIG REVENUE BONDS DTD 06/18/2020 1.000% 10/01/2022 NON CALLABLE 2274000081	751120FA9 AA1	9,977.30 99.773	0.01 1.00	10,000.00 1.00	-22.70	25.00 100.00
45,000.000	RALEIGH NORTH CAROLINA LTD OBLIG REVENUE BONDS DTD 06/18/2020 1.000% 10/01/2022 NON CALLABLE 2274000090	751120FA9 AA1	44,897.85 99.773	0.06 1.00	45,000.00 1.00	-102.15	112.50 450.00
55,000.000	RALEIGH NORTH CAROLINA LTD OBLIG REVENUE BONDS DTD 06/18/2020 1.000% 10/01/2022 NON CALLABLE 2274000107	751120FA9 AA1	54,875.15 99.773	0.07 1.00	55,000.00 1.00	-124.85	137.50 550.00

# DETAIL OF ASSETS HELD

AS OF 6/30/22

ACCOUNT M30024

WTCPUA

SHARES PAR VALUE	ASSET DESCRIPTION	CUSIP NUMBER MOODYS	MARKET VALUE MARKET PRICE	% MKT YLD MKT	COST UNIT COST	UNREALIZED GAIN/LOSS	ACCRUED INCOME EST ANN INCOME
30,000.000	RALEIGH NORTH CAROLINA LTD OBLIG REVENUE BONDS DTD 06/18/2020 1.000% 10/01/2022 NON CALLABLE 2274000116	751120FA9 AA1	29,931.90 99.773	0.04 1.00	30,000.00 1.00	-68.10	75.00 300.00
30,000.000	REEDY CREEK FLORIDA IMPT DIST GENERAL OBLIGATION DTD 02/27/2020 1.669% 06/01/2024 NON CALLABLE 2274000063	758449RV6 AA3	28,655.70 95.519	0.04 1.75	30,564.25 1.02	-1,908.55	41.72 500.70
30,000.000	REEDY CREEK FLORIDA IMPT DIST GENERAL OBLIGATION DTD 02/27/2020 1.669% 06/01/2024 NON CALLABLE 2274000072	758449RV6 AA3	28,655.70 95.519	0.04 1.75	30,564.25 1.02	-1,908.55	41.72 500.70
55,000.000	REEDY CREEK FLORIDA IMPT DIST GENERAL OBLIGATION DTD 02/27/2020 1.669% 06/01/2024 NON CALLABLE 2274000081	758449RV6 AA3	52,535.45 95.519	0.07 1.75	56,034.35 1.02	-3,498.90	76.50 917.95
255,000.000	REEDY CREEK FLORIDA IMPT DIST GENERAL OBLIGATION DTD 02/27/2020 1.669% 06/01/2024 NON CALLABLE 2274000090	758449RV6 AA3	243,573.45 95.519	0.31 1.75	259,795.63 1.02	-16,222.18	354.66 4,255.95
300,000.000	REEDY CREEK FLORIDA IMPT DIST GENERAL OBLIGATION DTD 02/27/2020 1.669% 06/01/2024 NON CALLABLE 2274000107	758449RV6 AA3	286,557.00 95.519	0.36 1.75	305,642.52 1.02	-19,085.52	417.25 5,007.00
125,000.000	REEDY CREEK FLORIDA IMPT DIST GENERAL OBLIGATION DTD 02/27/2020 1.669% 06/01/2024 NON CALLABLE 2274000116	758449RV6 AA3	119,398.75 95.519	0.15 1.75	127,351.05 1.02	-7,952.30	173.85 2,086.25



DETAIL OF ASSETS HELD

AS OF 6/30/22

ACCOUNT M30024

WTCPUA

SHARES PAR VALUE	ASSET DESCRIPTION	CUSIP NUMBER MOODYS	MARKET VALUE MARKET PRICE	% MKT YLD MKT	COST UNIT COST	UNREALIZED GAIN/LOSS	ACCRUED INCOME EST ANN INCOME
45,000.000	ROCKWALL TEXAS INDEP SCH DIST GENERAL OBLIGATION DTD 12/23/2019 4.000% 02/15/2023 NON CALLABLE PSF-GTD 2274000063	7742857K0 AAA	45,279.00 100.620	0.06 3.98	45,943.51 1.02	-664.51	680.00 1,800.00
45,000.000	ROCKWALL TEXAS INDEP SCH DIST GENERAL OBLIGATION DTD 12/23/2019 4.000% 02/15/2023 NON CALLABLE PSF-GTD 2274000072	7742857K0 AAA	45,279.00 100.620	0.06 3.98	45,943.51 1.02	-664.51	680.00 1,800.00
90,000.000	ROCKWALL TEXAS INDEP SCH DIST GENERAL OBLIGATION DTD 12/23/2019 4.000% 02/15/2023 NON CALLABLE PSF-GTD 2274000081	7742857K0 AAA	90,558.00 100.620	0.11 3.98	91,887.02 1.02	-1,329.02	1,360.00 3,600.00
370,000.000	ROCKWALL TEXAS INDEP SCH DIST GENERAL OBLIGATION DTD 12/23/2019 4.000% 02/15/2023 NON CALLABLE PSF-GTD 2274000090	7742857K0 AAA	372,294.00 100.620	0.47 3.98	377,757.38 1.02	-5,463.38	5,591.11 14,800.00
435,000.000	ROCKWALL TEXAS INDEP SCH DIST GENERAL OBLIGATION DTD 12/23/2019 4.000% 02/15/2023 NON CALLABLE PSF-GTD 2274000107	7742857K0 AAA	437,697.00 100.620	0.55 3.98	444,120.16 1.02	-6,423.16	6,573.33 17,400.00
255,000.000	ROCKWALL TEXAS INDEP SCH DIST GENERAL OBLIGATION DTD 12/23/2019 4.000% 02/15/2023 NON CALLABLE PSF-GTD 2274000116	7742857K0 AAA	256,581.00 100.620	0.32 3.98	260,346.56 1.02	-3,765.56	3,853.33 10,200.00

# DETAIL OF ASSETS HELD

AS OF 6/30/22

ACCOUNT M30024

WTCPUA

SHARES PAR VALUE	ASSET DESCRIPTION	CUSIP NUMBER MOODYS	MARKET VALUE MARKET PRICE	% MKT YLD MKT	COST UNIT COST	UNREALIZED GAIN/LOSS	ACCRUED INCOME EST ANN INCOME
15,000.000	SACRAMENTO CNTY CALIFORNIA SANTN DIS REVENUE BONDS DTD 07/14/2020 0.629% 12/01/2022 NON CALLABLE 2274000072	786134WD4 AA2	14,883.30 99.222	0.02 0.63	15,000.00 1.00	-116.70	7.86 94.35
230,000.000	SACRAMENTO CNTY CALIFORNIA SANTN DIS REVENUE BONDS DTD 07/14/2020 0.629% 12/01/2022 NON CALLABLE 2274000090	786134WD4 AA2	228,210.60 99.222	0.29 0.63	230,000.00 1.00	-1,789.40	120.56 1,446.70
275,000.000	SACRAMENTO CNTY CALIFORNIA SANTN DIS REVENUE BONDS DTD 07/14/2020 0.629% 12/01/2022 NON CALLABLE 2274000107	786134WD4 AA2	272,860.50 99.222	0.34 0.63	275,000.00 1.00	-2,139.50	144.15 1,729.75
230,000.000	SACRAMENTO CNTY CALIFORNIA SANTN DIS REVENUE BONDS DTD 07/14/2020 0.629% 12/01/2022 NON CALLABLE 2274000116	786134WD4 AA2	228,210.60 99.222	0.29 0.63	230,000.00 1.00	-1,789.40	120.56 1,446.70
10,000.000	SALES TAX SECURITIZATION ILLINOIS REVENUE BONDS DTD 01/30/2020 2.128% 01/01/2023 NON CALLABLE 2274000063	79467BDB8 N/A	9,937.70 99.377	0.01 2.14	10,000.00 1.00	-62.30	106.40 212.80
10,000.000	SALES TAX SECURITIZATION ILLINOIS REVENUE BONDS DTD 01/30/2020 2.128% 01/01/2023 NON CALLABLE 2274000072	79467BDB8 N/A	9,937.70 99.377	0.01 2.14	10,000.00 1.00	-62.30	106.40 212.80
20,000.000	SALES TAX SECURITIZATION ILLINOIS REVENUE BONDS DTD 01/30/2020 2.128% 01/01/2023 NON CALLABLE 2274000081	79467BDB8 N/A	19,875.40 99.377	0.03 2.14	20,000.00 1.00	-124.60	212.80 425.60

# DETAIL OF ASSETS HELD

AS OF 6/30/22

ACCOUNT M30024

WTCPUA

SHARES PAR VALUE	ASSET DESCRIPTION	CUSIP NUMBER MOODYS	MARKET VALUE MARKET PRICE	% MKT YLD MKT	COST UNIT COST	UNREALIZED GAIN/LOSS	ACCRUED INCOME EST ANN INCOME
90,000.000	SALES TAX SECURITIZATION ILLINOIS REVENUE BONDS DTD 01/30/2020 2.128% 01/01/2023 NON CALLABLE 2274000090	79467BDB8 N/A	89,439.30 99.377	0.11 2.14	90,000.00 1.00	-560.70	957.60 1,915.20
110,000.000	SALES TAX SECURITIZATION ILLINOIS REVENUE BONDS DTD 01/30/2020 2.128% 01/01/2023 NON CALLABLE 2274000107	79467BDB8 N/A	109,314.70 99.377	0.14 2.14	110,000.00 1.00	-685.30	1,170.40 2,340.80
60,000.000	SALES TAX SECURITIZATION ILLINOIS REVENUE BONDS DTD 01/30/2020 2.128% 01/01/2023 NON CALLABLE 2274000116	79467BDB8 N/A	59,626.20 99.377	0.08 2.14	60,000.00 1.00	-373.80	638.40 1,276.80
15,000.000	SALES TAX SECURITIZATION ILLINOIS REVENUE BONDS DTD 12/22/2021 0.790% 01/01/2023 NON CALLABLE 2274000063	79467BDV4 N/A	14,810.10 98.734	0.02 0.80	15,000.00 1.00	-189.90	62.21 118.50
20,000.000	SALES TAX SECURITIZATION ILLINOIS REVENUE BONDS DTD 12/22/2021 0.790% 01/01/2023 NON CALLABLE 2274000072	79467BDV4 N/A	19,746.80 98.734	0.03 0.80	20,000.00 1.00	-253.20	82.95 158.00
35,000.000	SALES TAX SECURITIZATION ILLINOIS REVENUE BONDS DTD 12/22/2021 0.790% 01/01/2023 NON CALLABLE 2274000081	79467BDV4 N/A	34,556.90 98.734	0.04 0.80	35,000.00 1.00	-443.10	145.16 276.50
155,000.000	SALES TAX SECURITIZATION ILLINOIS REVENUE BONDS DTD 12/22/2021 0.790% 01/01/2023 NON CALLABLE 2274000090	79467BDV4 N/A	153,037.70 98.734	0.19 0.80	155,000.00 1.00	-1,962.30	642.86 1,224.50

DETAIL OF ASSETS HELD

AS OF 6/30/22

ACCOUNT M30024

WTCPUA

SHARES PAR VALUE	ASSET DESCRIPTION	CUSIP NUMBER MOODYS	MARKET VALUE MARKET PRICE	% MKT YLD MKT	COST UNIT COST	UNREALIZED GAIN/LOSS	ACCRUED INCOME EST ANN INCOME
180,000.000	SALES TAX SECURITIZATION ILLINOIS REVENUE BONDS DTD 12/22/2021 0.790% 01/01/2023 NON CALLABLE 2274000107	79467BDV4 N/A	177,721.20 98.734	0.22 0.80	180,000.00 1.00	-2,278.80	746.55 1,422.00
80,000.000	SALES TAX SECURITIZATION ILLINOIS REVENUE BONDS DTD 12/22/2021 0.790% 01/01/2023 NON CALLABLE 2274000116	79467BDV4 N/A	78,987.20 98.734	0.10 0.80	80,000.00 1.00	-1,012.80	331.80 632.00
10,000.000	SAN ANTONIO TEXAS ELEC & GAS REVENUE UTILITIES REVENUE DTD 04/13/2022 2.712% 02/01/2024 NON CALLABLE 2274000063	79625GFA6 AA2	9,882.80 98.828	0.01 2.75	10,000.00 1.00	-117.20	58.76 271.20
10,000.000	SAN ANTONIO TEXAS ELEC & GAS REVENUE UTILITIES REVENUE DTD 04/13/2022 2.712% 02/01/2024 NON CALLABLE 2274000072	79625GFA6 AA2	9,882.80 98.828	0.01 2.75	10,000.00 1.00	-117.20	58.76 271.20
20,000.000	SAN ANTONIO TEXAS ELEC & GAS REVENUE UTILITIES REVENUE DTD 04/13/2022 2.712% 02/01/2024 NON CALLABLE 2274000081	79625GFA6 AA2	19,765.60 98.828	0.03 2.75	20,000.00 1.00	-234.40	117.52 542.40
80,000.000	SAN ANTONIO TEXAS ELEC & GAS REVENUE UTILITIES REVENUE DTD 04/13/2022 2.712% 02/01/2024 NON CALLABLE 2274000090	79625GFA6 AA2	79,062.40 98.828	0.10 2.75	80,000.00 1.00	-937.60	470.08 2,169.60
95,000.000	SAN ANTONIO TEXAS ELEC & GAS REVENUE UTILITIES REVENUE DTD 04/13/2022 2.712% 02/01/2024 NON CALLABLE 2274000107	79625GFA6 AA2	93,886.60 98.828	0.12 2.75	95,000.00 1.00	-1,113.40	558.22 2,576.40

# DETAIL OF ASSETS HELD

AS OF 6/30/22

ACCOUNT M30024

WTCPUA

SHARES PAR VALUE	ASSET DESCRIPTION	CUSIP NUMBER MOODYS	MARKET VALUE MARKET PRICE	% MKT YLD MKT	COST UNIT COST	UNREALIZED GAIN/LOSS	ACCRUED INCOME EST ANN INCOME
40,000.000	SAN ANTONIO TEXAS ELEC & GAS REVENUE UTILITIES REVENUE DTD 04/13/2022 2.712% 02/01/2024 NON CALLABLE 2274000116	79625GFA6 AA2	39,531.20 98.828	0.05 2.75	40,000.00 1.00	-468.80	235.04 1,084.80
10,000.000	SAN ANTONIO TEXAS ELEC & GAS REVENUE UTILITIES REVENUE DTD 04/13/2022 3.041% 02/01/2025 NON CALLABLE 2274000063	79625GFB4 AA2	9,847.90 98.479	0.01 3.09	10,000.00 1.00	-152.10	65.89 304.10
10,000.000	SAN ANTONIO TEXAS ELEC & GAS REVENUE UTILITIES REVENUE DTD 04/13/2022 3.041% 02/01/2025 NON CALLABLE 2274000072	79625GFB4 AA2	9,847.90 98.479	0.01 3.09	10,000.00 1.00	-152.10	65.89 304.10
25,000.000	SAN ANTONIO TEXAS ELEC & GAS REVENUE UTILITIES REVENUE DTD 04/13/2022 3.041% 02/01/2025 NON CALLABLE 2274000081	79625GFB4 AA2	24,619.75 98.479	0.03 3.09	25,000.00 1.00	-380.25	164.72 760.25
95,000.000	SAN ANTONIO TEXAS ELEC & GAS REVENUE UTILITIES REVENUE DTD 04/13/2022 3.041% 02/01/2025 NON CALLABLE 2274000090	79625GFB4 AA2	93,555.05 98.479	0.12 3.09	95,000.00 1.00	-1,444.95	625.94 2,888.95
110,000.000	SAN ANTONIO TEXAS ELEC & GAS REVENUE UTILITIES REVENUE DTD 04/13/2022 3.041% 02/01/2025 NON CALLABLE 2274000107	79625GFB4 AA2	108,326.90 98.479	0.14 3.09	110,000.00 1.00	-1,673.10	724.77 3,345.10
50,000.000	SAN ANTONIO TEXAS ELEC & GAS REVENUE UTILITIES REVENUE DTD 04/13/2022 3.041% 02/01/2025 NON CALLABLE 2274000116	79625GFB4 AA2	49,239.50 98.479	0.06 3.09	50,000.00 1.00	-760.50	329.44 1,520.50

DETAIL OF ASSETS HELD

AS OF 6/30/22

ACCOUNT M30024

WTCPUA

SHARES PAR VALUE	ASSET DESCRIPTION	CUSIP NUMBER MOODYS	MARKET VALUE MARKET PRICE	% MKT YLD MKT	COST UNIT COST	UNREALIZED GAIN/LOSS	ACCRUED INCOME EST ANN INCOME
30,000.000	SANTA CLARA VLY CALIFORNIA WTR DIST UTILITIES REVENUE DTD 10/14/2020 0.575% 06/01/2024 NON CALLABLE 2274000063	80168FNW2 AA1	28,497.60 94.992	0.04 0.61	30,000.00 1.00	-1,502.40	14.38 172.50
30,000.000	SANTA CLARA VLY CALIFORNIA WTR DIST UTILITIES REVENUE DTD 10/14/2020 0.575% 06/01/2024 NON CALLABLE 2274000072	80168FNW2 AA1	28,497.60 94.992	0.04 0.61	30,000.00 1.00	-1,502.40	14.38 172.50
60,000.000	SANTA CLARA VLY CALIFORNIA WTR DIST UTILITIES REVENUE DTD 10/14/2020 0.575% 06/01/2024 NON CALLABLE 2274000081	80168FNW2 AA1	56,995.20 94.992	0.07 0.61	60,000.00 1.00	-3,004.80	28.75 345.00
245,000.000	SANTA CLARA VLY CALIFORNIA WTR DIST UTILITIES REVENUE DTD 10/14/2020 0.575% 06/01/2024 NON CALLABLE 2274000090	80168FNW2 AA1	232,730.40 94.992	0.29 0.61	245,000.00 1.00	-12,269.60	117.40 1,408.75
285,000.000	SANTA CLARA VLY CALIFORNIA WTR DIST UTILITIES REVENUE DTD 10/14/2020 0.575% 06/01/2024 NON CALLABLE 2274000107	80168FNW2 AA1	270,727.20 94.992	0.34 0.61	285,000.00 1.00	-14,272.80	136.56 1,638.75
125,000.000	SANTA CLARA VLY CALIFORNIA WTR DIST UTILITIES REVENUE DTD 10/14/2020 0.575% 06/01/2024 NON CALLABLE 2274000116	80168FNW2 AA1	118,740.00 94.992	0.15 0.61	125,000.00 1.00	-6,260.00	59.90 718.75
15,000.000	SCHERTZ-CIBOLO-UNIVERSAL CITY TEXAS GENERAL OBLIGATION DTD 07/15/2020 0.372% 02/01/2023 NON CALLABLE PSF-GTD 2274000063	806640E46 AAA	14,778.60 98.524	0.02 0.38	15,000.00 1.00	-221.40	23.25 55.80

# DETAIL OF ASSETS HELD

AS OF 6/30/22

ACCOUNT M30024

WTCPUA

SHARES PAR VALUE	ASSET DESCRIPTION	CUSIP NUMBER MOODYS	MARKET VALUE MARKET PRICE	% MKT YLD MKT	COST UNIT COST	UNREALIZED GAIN/LOSS	ACCRUED INCOME EST ANN INCOME
15,000.000	SCHERTZ-CIBOLO-UNIVERSAL CITY TEXAS GENERAL OBLIGATION DTD 07/15/2020 0.372% 02/01/2023 NON CALLABLE PSF-GTD 2274000072	806640E46 AAA	14,778.60 98.524	0.02 0.38	15,000.00 1.00	-221.40	23.25 55.80
30,000.000	SCHERTZ-CIBOLO-UNIVERSAL CITY TEXAS GENERAL OBLIGATION DTD 07/15/2020 0.372% 02/01/2023 NON CALLABLE PSF-GTD 2274000081	806640E46 AAA	29,557.20 98.524	0.04 0.38	30,000.00 1.00	-442.80	46.50 111.60
110,000.000	SCHERTZ-CIBOLO-UNIVERSAL CITY TEXAS GENERAL OBLIGATION DTD 07/15/2020 0.372% 02/01/2023 NON CALLABLE PSF-GTD 2274000090	806640E46 AAA	108,376.40 98.524	0.14 0.38	110,000.00 1.00	-1,623.60	170.50 409.20
130,000.000	SCHERTZ-CIBOLO-UNIVERSAL CITY TEXAS GENERAL OBLIGATION DTD 07/15/2020 0.372% 02/01/2023 NON CALLABLE PSF-GTD 2274000107	806640E46 AAA	128,081.20 98.524	0.16 0.38	130,000.00 1.00	-1,918.80	201.50 483.60
20,000.000	SCHERTZ-CIBOLO-UNIVERSAL CITY TEXAS GENERAL OBLIGATION DTD 07/15/2020 0.554% 02/01/2024 NON CALLABLE PSF-GTD 2274000063	806640E53 AAA	19,150.40 95.752	0.02 0.58	20,000.00 1.00	-849.60	46.17 110.80
20,000.000	SCHERTZ-CIBOLO-UNIVERSAL CITY TEXAS GENERAL OBLIGATION DTD 07/15/2020 0.554% 02/01/2024 NON CALLABLE PSF-GTD 2274000072	806640E53 AAA	19,150.40 95.752	0.02 0.58	20,000.00 1.00	-849.60	46.17 110.80

# DETAIL OF ASSETS HELD

AS OF 6/30/22

ACCOUNT M30024

WTCPUA

SHARES PAR VALUE	ASSET DESCRIPTION	CUSIP NUMBER MOODYS	MARKET VALUE MARKET PRICE	% MKT YLD MKT	COST UNIT COST	UNREALIZED GAIN/LOSS	ACCRUED INCOME EST ANN INCOME
40,000.000	SCHERTZ-CIBOLO-UNIVERSAL CITY TEXAS GENERAL OBLIGATION DTD 07/15/2020 0.554% 02/01/2024 NON CALLABLE PSF-GTD 2274000081	806640E53 AAA	38,300.80 95.752	0.05 0.58	40,000.00 1.00	-1,699.20	92.33 221.60
170,000.000	SCHERTZ-CIBOLO-UNIVERSAL CITY TEXAS GENERAL OBLIGATION DTD 07/15/2020 0.554% 02/01/2024 NON CALLABLE PSF-GTD 2274000090	806640E53 AAA	162,778.40 95.752	0.20 0.58	170,000.00 1.00	-7,221.60	392.42 941.80
200,000.000	SCHERTZ-CIBOLO-UNIVERSAL CITY TEXAS GENERAL OBLIGATION DTD 07/15/2020 0.554% 02/01/2024 NON CALLABLE PSF-GTD 2274000107	806640E53 AAA	191,504.00 95.752	0.24 0.58	200,000.00 1.00	-8,496.00	461.67 1,108.00
20,000.000	SPRING TEXAS INDEP SCH DIST GENERAL OBLIGATION DTD 12/14/2021 0.980% 08/15/2024 NON CALLABLE PSF-GTD 2274000063	8500008H6 AAA	19,083.40 95.417	0.02 1.03	20,000.00 1.00	-916.60	74.04 196.00
20,000.000	SPRING TEXAS INDEP SCH DIST GENERAL OBLIGATION DTD 12/14/2021 0.980% 08/15/2024 NON CALLABLE PSF-GTD 2274000072	8500008H6 AAA	19,083.40 95.417	0.02 1.03	20,000.00 1.00	-916.60	74.04 196.00
35,000.000	SPRING TEXAS INDEP SCH DIST GENERAL OBLIGATION DTD 12/14/2021 0.980% 08/15/2024 NON CALLABLE PSF-GTD 2274000081	8500008H6 AAA	33,395.95 95.417	0.04 1.03	35,000.00 1.00	-1,604.05	129.58 343.00



# DETAIL OF ASSETS HELD

AS OF 6/30/22

ACCOUNT M30024

WTCPUA

SHARES PAR VALUE	ASSET DESCRIPTION	CUSIP NUMBER MOODYS	MARKET VALUE MARKET PRICE	% MKT YLD MKT	COST UNIT COST	UNREALIZED GAIN/LOSS	ACCRUED INCOME EST ANN INCOME
160,000.000	SPRING TEXAS INDEP SCH DIST GENERAL OBLIGATION DTD 12/14/2021 0.980% 08/15/2024 NON CALLABLE PSF-GTD 2274000090	8500008H6 AAA	152,667.20 95.417	0.19 1.03	160,000.00 1.00	-7,332.80	592.36 1,568.00
185,000.000	SPRING TEXAS INDEP SCH DIST GENERAL OBLIGATION DTD 12/14/2021 0.980% 08/15/2024 NON CALLABLE PSF-GTD 2274000107	8500008H6 AAA	176,521.45 95.417	0.22 1.03	185,000.00 1.00	-8,478.55	684.91 1,813.00
80,000.000	SPRING TEXAS INDEP SCH DIST GENERAL OBLIGATION DTD 12/14/2021 0.980% 08/15/2024 NON CALLABLE PSF-GTD 2274000116	8500008H6 AAA	76,333.60 95.417	0.10 1.03	80,000.00 1.00	-3,666.40	296.18 784.00
20,000.000	UNIV OF NORTH CAROLINA CHARLOTTE HIGHER EDUCATION DTD 12/09/2021 0.973% 04/01/2024 NON CALLABLE AGM 2274000063	914716V28 AA3	19,101.00 95.505	0.02 1.02	20,000.00 1.00	-899.00	48.65 194.60
20,000.000	UNIV OF NORTH CAROLINA CHARLOTTE HIGHER EDUCATION DTD 12/09/2021 0.973% 04/01/2024 NON CALLABLE AGM 2274000072	914716V28 AA3	19,101.00 95.505	0.02 1.02	20,000.00 1.00	-899.00	48.65 194.60
35,000.000	UNIV OF NORTH CAROLINA CHARLOTTE HIGHER EDUCATION DTD 12/09/2021 0.973% 04/01/2024 NON CALLABLE AGM 2274000081	914716V28 AA3	33,426.75 95.505	0.04 1.02	35,000.00 1.00	-1,573.25	85.14 340.55

# DETAIL OF ASSETS HELD

AS OF 6/30/22

ACCOUNT M30024

WTCPUA

SHARES PAR VALUE	ASSET DESCRIPTION	CUSIP NUMBER MOODYS	MARKET VALUE MARKET PRICE	% MKT YLD MKT	COST UNIT COST	UNREALIZED GAIN/LOSS	ACCRUED INCOME EST ANN INCOME
160,000.000	UNIV OF NORTH CAROLINA CHARLOTTE HIGHER EDUCATION DTD 12/09/2021 0.973% 04/01/2024 NON CALLABLE AGM 2274000090	914716V28 AA3	152,808.00 95.505	0.19 1.02	160,000.00 1.00	-7,192.00	389.20 1,556.80
185,000.000	UNIV OF NORTH CAROLINA CHARLOTTE HIGHER EDUCATION DTD 12/09/2021 0.973% 04/01/2024 NON CALLABLE AGM 2274000107	914716V28 AA3	176,684.25 95.505	0.22 1.02	185,000.00 1.00	-8,315.75	450.01 1,800.05
80,000.000	UNIV OF NORTH CAROLINA CHARLOTTE HIGHER EDUCATION DTD 12/09/2021 0.973% 04/01/2024 NON CALLABLE AGM 2274000116	914716V28 AA3	76,404.00 95.505	0.10 1.02	80,000.00 1.00	-3,596.00	194.60 778.40
15,000.000	UNIV OKLAHOMA REVENUES HIGHER EDUCATION DTD 12/17/2020 1.021% 07/01/2024 NON CALLABLE 2274000063	91476PWG9 N/A	14,229.45 94.863	0.02 1.08	15,062.02 1.00	-832.57	76.58 153.15
15,000.000	UNIV OKLAHOMA REVENUES HIGHER EDUCATION DTD 12/17/2020 1.021% 07/01/2024 NON CALLABLE 2274000072	91476PWG9 N/A	14,229.45 94.863	0.02 1.08	15,062.02 1.00	-832.57	76.58 153.15
30,000.000	UNIV OKLAHOMA REVENUES HIGHER EDUCATION DTD 12/17/2020 1.021% 07/01/2024 NON CALLABLE 2274000081	91476PWG9 N/A	28,458.90 94.863	0.04 1.08	30,124.03 1.00	-1,665.13	153.15 306.30
120,000.000	UNIV OKLAHOMA REVENUES HIGHER EDUCATION DTD 12/17/2020 1.021% 07/01/2024 NON CALLABLE 2274000090	91476PWG9 N/A	113,835.60 94.863	0.14 1.08	120,496.13 1.00	-6,660.53	612.60 1,225.20

# DETAIL OF ASSETS HELD

AS OF 6/30/22

ACCOUNT M30024

WTCPUA

SHARES PAR VALUE	ASSET DESCRIPTION	CUSIP NUMBER MOODYS	MARKET VALUE MARKET PRICE	% MKT YLD MKT	COST UNIT COST	UNREALIZED GAIN/LOSS	ACCRUED INCOME EST ANN INCOME
140,000.000	UNIV OKLAHOMA REVENUES HIGHER EDUCATION DTD 12/17/2020 1.021% 07/01/2024 NON CALLABLE 2274000107	91476PWG9 N/A	132,808.20 94.863	0.17 1.08	140,578.82 1.00	-7,770.62	714.70 1,429.40
125,000.000	UNIV OKLAHOMA REVENUES HIGHER EDUCATION DTD 12/17/2020 1.021% 07/01/2024 NON CALLABLE 2274000116	91476PWG9 N/A	118,578.75 94.863	0.15 1.08	125,517.11 1.00	-6,938.36	638.13 1,276.25
30,000.000	VIRGINIA STATE PUBLIC SCH AUTH EDUCATION REVENUE DTD 11/10/2020 0.550% 08/01/2023 NON CALLABLE 2274000063	92818HRX1 AA1	29,210.10 97.367	0.04 0.57	30,000.00 1.00	-789.90	68.75 165.00
30,000.000	VIRGINIA STATE PUBLIC SCH AUTH EDUCATION REVENUE DTD 11/10/2020 0.550% 08/01/2023 NON CALLABLE 2274000072	92818HRX1 AA1	29,210.10 97.367	0.04 0.57	30,000.00 1.00	-789.90	68.75 165.00
60,000.000	VIRGINIA STATE PUBLIC SCH AUTH EDUCATION REVENUE DTD 11/10/2020 0.550% 08/01/2023 NON CALLABLE 2274000081	92818HRX1 AA1	58,420.20 97.367	0.07 0.57	60,000.00 1.00	-1,579.80	137.50 330.00
245,000.000	VIRGINIA STATE PUBLIC SCH AUTH EDUCATION REVENUE DTD 11/10/2020 0.550% 08/01/2023 NON CALLABLE 2274000090	92818HRX1 AA1	238,549.15 97.367	0.30 0.57	245,000.00 1.00	-6,450.85	561.46 1,347.50
285,000.000	VIRGINIA STATE PUBLIC SCH AUTH EDUCATION REVENUE DTD 11/10/2020 0.550% 08/01/2023 NON CALLABLE 2274000107	92818HRX1 AA1	277,495.95 97.367	0.35 0.57	285,000.00 1.00	-7,504.05	653.13 1,567.50

# DETAIL OF ASSETS HELD

AS OF 6/30/22

ACCOUNT M30024

WTCPUA

SHARES PAR VALUE	ASSET DESCRIPTION	CUSIP NUMBER MOODYS	MARKET VALUE MARKET PRICE	% MKT YLD MKT	COST UNIT COST	UNREALIZED GAIN/LOSS	ACCRUED INCOME EST ANN INCOME
45,000.000	WASHINGTON STATE GENERAL OBLIGATION DTD 08/18/2021 0.470% 08/01/2024 NON CALLABLE 2274000063	93974ETF3 AAA	42,350.85 94.113	0.05 0.50	45,000.00 1.00	-2,649.15	88.12 211.50
45,000.000	WASHINGTON STATE GENERAL OBLIGATION DTD 08/18/2021 0.470% 08/01/2024 NON CALLABLE 2274000072	93974ETF3 AAA	42,350.85 94.113	0.05 0.50	45,000.00 1.00	-2,649.15	88.12 211.50
85,000.000	WASHINGTON STATE GENERAL OBLIGATION DTD 08/18/2021 0.470% 08/01/2024 NON CALLABLE 2274000081	93974ETF3 AAA	79,996.05 94.113	0.10 0.50	85,000.00 1.00	-5,003.95	166.46 399.50
365,000.000	WASHINGTON STATE GENERAL OBLIGATION DTD 08/18/2021 0.470% 08/01/2024 NON CALLABLE 2274000090	93974ETF3 AAA	343,512.45 94.113	0.43 0.50	365,000.00 1.00	-21,487.55	714.79 1,715.50
430,000.000	WASHINGTON STATE GENERAL OBLIGATION DTD 08/18/2021 0.470% 08/01/2024 NON CALLABLE 2274000107	93974ETF3 AAA	404,685.90 94.113	0.51 0.50	430,000.00 1.00	-25,314.10	842.08 2,021.00
185,000.000	WASHINGTON STATE GENERAL OBLIGATION DTD 08/18/2021 0.470% 08/01/2024 NON CALLABLE 2274000116	93974ETF3 AAA	174,109.05 94.113	0.22 0.50	185,000.00 1.00	-10,890.95	362.29 869.50
10,000.000	WISCONSIN STATE GEN FUND ANNUAL REVENUE BONDS DTD 02/13/2020 1.749% 05/01/2023 NON CALLABLE 2274000063	977100GV2 AA2	9,898.70 98.987	0.01 1.77	10,000.00 1.00	-101.30	29.15 174.90

DETAIL OF ASSETS HELD

AS OF 6/30/22

ACCOUNT M30024

WTCPUA

SHARES PAR VALUE	ASSET DESCRIPTION	CUSIP NUMBER MOODYS	MARKET VALUE MARKET PRICE	% MKT YLD MKT	COST UNIT COST	UNREALIZED GAIN/LOSS	ACCRUED INCOME EST ANN INCOME
10,000.000	WISCONSIN STATE GEN FUND ANNUAL REVENUE BONDS DTD 02/13/2020 1.749% 05/01/2023 NON CALLABLE 2274000072	977100GV2 AA2	9,898.70 98.987	0.01 1.77	10,000.00 1.00	-101.30	29.15 174.90
20,000.000	WISCONSIN STATE GEN FUND ANNUAL REVENUE BONDS DTD 02/13/2020 1.749% 05/01/2023 NON CALLABLE 2274000081	977100GV2 AA2	19,797.40 98.987	0.03 1.77	20,000.00 1.00	-202.60	58.30 349.80
90,000.000	WISCONSIN STATE GEN FUND ANNUAL REVENUE BONDS DTD 02/13/2020 1.749% 05/01/2023 NON CALLABLE 2274000090	977100GV2 AA2	89,088.30 98.987	0.11 1.77	90,000.00 1.00	-911.70	262.35 1,574.10
105,000.000	WISCONSIN STATE GEN FUND ANNUAL REVENUE BONDS DTD 02/13/2020 1.749% 05/01/2023 NON CALLABLE 2274000107	977100GV2 AA2	103,936.35 98.987	0.13 1.77	105,000.00 1.00	-1,063.65	306.08 1,836.45
65,000.000	WISCONSIN STATE GEN FUND ANNUAL REVENUE BONDS DTD 02/13/2020 1.749% 05/01/2023 NON CALLABLE 2274000116	977100GV2 AA2	64,341.55 98.987	0.08 1.77	65,000.00 1.00	-658.45	189.48 1,136.85
10,000.000	WYANDOTTE CNTY/KANSAS CITY KANSAS UTILITIES REVENUE DTD 09/15/2020 0.909% 09/01/2023 NON CALLABLE 2274000063	982674NC3 A2	9,753.70 97.537	0.01 0.93	10,000.00 1.00	-246.30	30.30 90.90
5,000.000	WYANDOTTE CNTY/KANSAS CITY KANSAS UTILITIES REVENUE DTD 09/15/2020 0.909% 09/01/2023 NON CALLABLE 2274000072	982674NC3 A2	4,876.85 97.537	0.01 0.93	5,000.00 1.00	-123.15	15.15 45.45

# DETAIL OF ASSETS HELD

AS OF 6/30/22

ACCOUNT M30024

WTCPUA

SHARES PAR VALUE	ASSET DESCRIPTION	CUSIP NUMBER MOODYS	MARKET VALUE MARKET PRICE	% MKT YLD MKT	COST UNIT COST	UNREALIZED GAIN/LOSS	ACCRUED INCOME EST ANN INCOME
15,000.000	WYANDOTTE CNTY/KANSAS CITY KANSAS UTILITIES REVENUE DTD 09/15/2020 0.909% 09/01/2023 NON CALLABLE 2274000081	982674NC3 A2	14,630.55 97.537	0.02 0.93	15,000.00 1.00	-369.45	45.45 136.35
65,000.000	WYANDOTTE CNTY/KANSAS CITY KANSAS UTILITIES REVENUE DTD 09/15/2020 0.909% 09/01/2023 NON CALLABLE 2274000090	982674NC3 A2	63,399.05 97.537	0.08 0.93	65,000.00 1.00	-1,600.95	196.95 590.85
75,000.000	WYANDOTTE CNTY/KANSAS CITY KANSAS UTILITIES REVENUE DTD 09/15/2020 0.909% 09/01/2023 NON CALLABLE 2274000107	982674NC3 A2	73,152.75 97.537	0.09 0.93	75,000.00 1.00	-1,847.25	227.25 681.75
30,000.000	WYANDOTTE CNTY/KANSAS CITY KANSAS UTILITIES REVENUE DTD 09/15/2020 0.909% 09/01/2023 NON CALLABLE 2274000116	982674NC3 A2	29,261.10 97.537	0.04 0.93	30,000.00 1.00	-738.90	90.90 272.70
20,000.000	WYANDOTTE CNTY KANSAS UTILITIES REVENUE DTD 09/15/2020 1.129% 09/01/2024 NON CALLABLE 2274000063	982674ND1 A2	19,083.20 95.416	0.02 1.18	20,000.00 1.00	-916.80	75.27 225.80
20,000.000	WYANDOTTE CNTY KANSAS UTILITIES REVENUE DTD 09/15/2020 1.129% 09/01/2024 NON CALLABLE 2274000072	982674ND1 A2	19,083.20 95.416	0.02 1.18	20,000.00 1.00	-916.80	75.27 225.80
35,000.000	WYANDOTTE CNTY KANSAS UTILITIES REVENUE DTD 09/15/2020 1.129% 09/01/2024 NON CALLABLE 2274000081	982674ND1 A2	33,395.60 95.416	0.04 1.18	35,000.00 1.00	-1,604.40	131.72 395.15

DETAIL OF ASSETS HELD

AS OF 6/30/22

ACCOUNT M30024

WTCPUA

SHARES PAR VALUE	ASSET DESCRIPTION	CUSIP NUMBER MOODYS	MARKET VALUE MARKET PRICE	% MKT YLD MKT	COST UNIT COST	UNREALIZED GAIN/LOSS	ACCRUED INCOME EST ANN INCOME
160,000.000	WYANDOTTE CNTY KANSAS UTILITIES REVENUE DTD 09/15/2020 1.129% 09/01/2024 NON CALLABLE 2274000090	982674ND1 A2	152,665.60 95.416	0.19 1.18	160,000.00 1.00	-7,334.40	602.13 1,806.40
185,000.000	WYANDOTTE CNTY KANSAS UTILITIES REVENUE DTD 09/15/2020 1.129% 09/01/2024 NON CALLABLE 2274000107	982674ND1 A2	176,519.60 95.416	0.22 1.18	185,000.00 1.00	-8,480.40	696.22 2,088.65
80,000.000	WYANDOTTE CNTY KANSAS UTILITIES REVENUE DTD 09/15/2020 1.129% 09/01/2024 NON CALLABLE 2274000116	982674ND1 A2	76,332.80 95.416	0.10 1.18	80,000.00 1.00	-3,667.20	301.07 903.20
42,070,000.000	TOTAL MUNICIPAL TAXABLE		40,806,686.95	51.11 1.57	42,317,691.17	-1,511,004.22	191,236.36 639,962.35
42,740,000.000	TOTAL MUNICIPAL OBLIGATIONS		41,497,081.75	51.97 1.62	43,017,499.53	-1,520,417.78	194,028.03 673,462.35
81,900,882.500	TOTAL ACCOUNT		79,849,706.03	100.00 1.73	82,622,063.64	-2,772,357.61	352,676.96 1,382,123.12
	CURRENT PERIOD ACCRUED INCOME 2274000063		14,361.00		14,361.00		
	CURRENT PERIOD ACCRUED INCOME 2274000072		14,070.62		14,070.62		
	CURRENT PERIOD ACCRUED INCOME 2274000081		27,660.69		27,660.69		
	CURRENT PERIOD ACCRUED INCOME 2274000090		111,323.74		111,323.74		



DETAIL OF ASSETS HELD

AS OF 6/30/22

ACCOUNT M30024

WTCPUA

SHARES PAR VALUE	ASSET DESCRIPTION	CUSIP NUMBER MOODYS	MARKET VALUE MARKET PRICE	% MKT YLD MKT	COST UNIT COST	UNREALIZED GAIN/LOSS	ACCRUED INCOME EST ANN INCOME
	CURRENT PERIOD ACCRUED INCOME 2274000107		130,973.30		130,973.30		
	CURRENT PERIOD ACCRUED INCOME 2274000116		54,287.61		54,287.61		
TOTAL VALUE			80,202,382.99		82,974,740.60		



## **ITEM D**

**WEST TRAVIS COUNTY PUBLIC UTILITY AGENCY  
FINANCIAL INVESTMENT POLICY**

Adopted March 1, 2012  
Revised September 21, 2017  
Revised September 19, 2019  
Revised September 16, 2021

**ARTICLE I**

**DEFINITIONS**

- 1.01. Agency. “Agency” means West Travis County Public Agency.
- 1.02. Agency Official. “Agency Official” means Agency Director, Officer, Employee or Investment Officer.
- 1.03. Board. “Board” means the Board of Directors of the Agency.
- 1.04. Business Entity. “Business Entity” means a sole proprietorship, partnership, firm corporation, holding company, joint stock company, receivership, trust or any other entity recognized by law through which business is conducted.
- 1.05. Director. “Director” means a person elected or appointed to serve on the Board of Directors of the Agency.
- 1.06. Employee. “Employee” means a person or Business Entity working for or on behalf of the Agency, including any consultant providing services as an independent contractor.
- 1.07. Investment Officer. “Investment Officer” means a person or persons appointed by the Board to handle Agency investments.
- 1.08. Officer. “Officer” means an elected or appointed officer of the Agency, including an Investment Officer.
- 1.09. Pledged Revenue. “Pledged Revenue” means money pledged to the payment of or as security for: (1) bonds or other indebtedness issued by the Agency; (2) obligations under a lease, installment sale, or other agreement of the Agency; or (3) certificate of participation in a debt obligation described by Section 1.09(1) or Section 1.09(2).
- 1.10. Professional Services Procurement Act. “Professional Services Procurement Act” means Subchapter A, Chapter 2254, Texas Government Code, as amended from time to time.

- 1.11. Public Funds Investment Act. “Public Funds Investment Act” means Chapter 2256, Texas Government Code, as amended from time to time.
- 1.12. Public Funds Collateral Act. “Public Funds Collateral Act” means Chapter 2257, Texas Government Code, as amended from time to time.

## ARTICLE II

### INVESTMENT POLICY

- 2.01. Scope. This Policy applies to all transactions involving the investment assets of the Agency.
- 2.02. Policy. Agency funds will be invested in compliance with applicable legal requirements, the guidelines stated in this Policy, each Agency Investment Strategy set forth on the attached Exhibit B, and the restrictions contained in the Agency’s bond resolutions. Effective cash management is recognized as a foundation of this Policy. Notwithstanding the foregoing, investment of Agency funds is limited to the types of investments set forth on the attached Exhibit A.
- 2.03. Allowable Maturities. Unless otherwise stated in Exhibit A, the maximum allowable stated maturity of any individual investment may not exceed five years. Settlement of all transactions, other than investments in investment pool funds and mutual funds, must be consummated on a delivery versus payment basis.
- 2.04. Investment Objectives. The Agency’s investment portfolio will be planned and managed to take advantage of investment interest as a source of income from all operating and capital funds. In addition, the portfolio will be managed in accordance with the covenants of the Agency’s bond resolutions, including covenants with respect to the arbitrage regulations under the U.S. Internal Revenue Code. Consideration will be given to the following objectives:
- A. Safety of capital: The primary objective of the Agency is to ensure the preservation and safety of principal.
  - B. Liquidity: The Agency will maintain sufficient liquidity to ensure the availability of funds necessary to pay obligations as they become due.
  - C. Return on investment: The Agency will seek to optimize return on investments within the constraints of safety and liquidity.
  - D. Standard of Care: The Agency will seek to ensure that all persons involved in the investment process act responsibly in the preservation of Agency capital. Agency investments will be made with the exercise of judgment and care, under

circumstances then prevailing, which persons of prudence, discretion and intelligence exercise in the management of their own affairs, not for speculation, but for investment, considering the probable safety of their capital as well as the probable income to be derived.

The Agency shall also follow the investment objectives found in the Investment Strategy set forth on the attached Exhibit B.

- 2.05. Investment Officer(s); Quarterly Report. Purchases and sales of Agency investments may only be initiated by the Investment Officers appointed by resolution of the Board. Any Agency's Investment Officer will be required to attend training, in compliance with the Public Funds Investment Act, from an independent source approved by the Board that includes education in investment controls, security rights, strategy rights, market rights, and compliance with the Public Funds Investment Act. The Board may authorize the Investment Officers to invest and reinvest funds of the Agency in accordance with this Policy. The Investment Officers must submit a written report to the Board on at least a quarterly basis, which complies with the requirements of the Public Funds Investment Act.
- 2.06. Acknowledgement Required. Any business that desires to sell investments to the Agency must be given a copy of this Policy, and a principal of the Business Entity must execute a written instrument stating that he or she:
  - A. Has received and thoroughly reviewed this Policy; and
  - B. Acknowledges that his or her organization has implemented reasonable procedures and controls in an effort to preclude "imprudent investment activities" from arising between his or her organization and the Agency.
- 2.07. Collateralization. Funds held at a bank or trust company that are not invested must be at a minimum collateralized by collateral securities set forth in the Public Funds Collateral Act, to the extent not covered by the Federal Deposit Insurance Corporation (FDIC), the Federal Savings and Loan Insurance Corporation (FSLIC), or their successors.
- 2.08. Bond Proceeds and Pledged Revenue. The Agency's Investment Officers may invest bond proceeds or pledged revenue only to the extent permitted by the Public Funds Investment Act, in accordance with:
  - A. Statutory provisions governing the debt issuance or the agreement, as applicable; and
  - B. The Agency's Investment Policy.
- 2.09. Review. This Policy and investment performance and security will be reviewed and evaluated at least annually by the Board, or more frequently upon the request of any

Director. Following its annual review, the Board will adopt a written resolution confirming its review of the Policy and the investment strategies contained in this Policy.

### **ARTICLE III**

#### **FINANCIAL MANAGEMENT**

- 3.01. Accounting Records. The Agency's financial records will be prepared on a timely basis and maintained in an orderly manner, in conformity with generally accepted accounting principles. These records will be available for public inspection during regular business hours at the Agency's office.
- 3.02. Budget. The Agency will adopt and manage an annual budget for use in planning and controlling Agency costs in accordance with its Budget Policy. This budget will take into consideration all Agency revenues, including utility rates fees, and surcharges, if any, and all projected Agency obligations and expenditures. The Agency manager will provide a comparison of budgeted to actual expenditures and revenues for review on a monthly basis. The approved budget will be reviewed by the Board at least quarterly and all necessary revisions to the budget will be approved by majority vote of the Board.
- 3.03. Other. The Agency's authorized brokers and Agency depositories are set forth on the attached Exhibit C.
- 3.04. Agency Rules and Policies. In addition to this Investment Policy, the Agency will adopt Rules and Policies to provide guidance on the financial management of Agency funds.

**EXHIBIT A**  
**AUTHORIZED INVESTMENTS**

1. The following obligations of governmental entities and obligations guaranteed by governmental entities are allowed:
  - a. Obligations of the United States or its agencies and instrumentalities;
  - b. Direct obligations of the State of Texas or its agencies and instrumentalities;
  - c. Collateralized mortgage obligations directly issued by the federal government, the underlying security for which is guaranteed by the United States with certain exceptions set forth in the Public Fund Investment Act.;
  - d. Other obligations backed by the full faith and credit of the United States; and
  - e. Obligations of states, agencies, counties, cities and other political subdivisions having not less than an “A” rating from a nationally recognized investment rating firm.
2. Certificates of deposit issued by a bank or savings and loan association doing business in Texas guaranteed by the Federal Deposit Insurance Corporation or the obligations set forth above in 1.
3. Repurchase agreements with a defined termination date, secured by obligations set forth in 1 and placed through a primary government securities dealer or a financial institution doing business in Texas.
4. Bankers’ acceptance with a stated maturity of 270 days or less that will be liquidated in full at maturity, is eligible for collateral for borrowing from a Federal Reserve Bank, and is accepted by a bank organized and existing under the laws of the United States or any state, if the short-term obligations of the bank, or of a bank holding company of which the bank is the largest subsidiary, are rated not less than A-1 or P-1 or an equivalent rating by at least one nationally recognized credit rating agency.
5. Commercial paper with a stated maturity of 365 days or less from the date of its issuance, and is rated not less than A-1 or P-1 or an equivalent rating by at least two nationally recognized credit rating agencies, or one nationally recognized credit rating agency and is fully secured by an irrevocable letter of credit issued by a bank organized and existing under the laws of the United States or any state.
6. Corporate bonds which are senior secured debt obligations issued by a domestic business entity and rated not lower than AA- or the equivalent by at least one nationally recognized credit rating agency and have a stated final maturity that is not later than the third anniversary of the date the corporate bonds were purchased.

7. Money market mutual funds that are no-load and: (a) are regulated by the Securities and Exchange Commission (SEC); (b) have provided the Agency with a prospectus and other information required by the Securities Exchange Act of 1934 and the Investment Company Act of 1940; (c) have an average weighted maturity of 90 days or fewer; and (d) have an investment objective of maintaining a stable net asset value of \$1 per share.
8. Other types of mutual funds which are no-load and: (a) are registered with the SEC; (b) have an average weighted maturity of less than 2 years; (c) are invested exclusively in obligations approved by this Act; (d) have a AAA rating; and (e) meet certain requirements of investment pools, as set forth in the Public Funds Investment Act.
9. Public funds investment pools which meet the criteria as set forth in the Public Funds Investment Act, and must be continuously rated no lower than AAA or AAA-m or at an equivalent rating by at least one nationally recognized rating service, and have an investment objective of maintaining a stable net asset value of \$1 per share.

**EXHIBIT B**  
**INVESTMENT STRATEGIES**

Investment Strategies in order of priority:

**A. Investment requirements by fund.**

1. General Operating Fund. The Agency will maintain funds in the general checking account at its depository, or any qualified money market fund to cover approximately three months operating requirements. The remaining funds may be deposited into acceptable investments to meet the operating requirements of the Agency, as determined by the annual operating budget adopted by the Board
2. Facilities Fund. The Agency will provide funds in the general checking account at its depository, or any qualified money market fund to meet fund operating requirements. The remaining funds may be deposited into acceptable investments that meet the requirements of this Investment Policy.
3. Rate Stabilization Fund. The Agency will provide funds in the general checking account at its depository, or any qualified money market fund to meet fund operating requirements. The remaining funds may be deposited into acceptable investments that meet the requirements of this Investment Policy.
4. Impact Fee Fund. The Agency will provide funds in the general checking account at its depository, or any qualified money market fund to cover required transfers to the Debt Service Fund or direct payments for capital improvement projects (CIP). The remaining funds may be deposited into acceptable investments that meet the requirements of this Investment Policy.
5. Debt Service Fund. The Agency will provide sufficient funds in the general checking account at its depository, or any qualified money market fund to cover required debt service payments. Reserve funds required by bond covenants may be deposited into acceptable investments that meet the requirements of this Investment Policy with a maximum maturity limitation of 6 months. The remaining funds may be deposited into acceptable investments that meet the requirements of this Investment Policy.
6. Capital Projects Fund. The Agency will provide sufficient funds in the general checking account at its depository, or any qualified money market fund to cover required capital project expense payments. The remaining funds may be deposited into acceptable investments that meet the requirements of this Investment Policy.

**B. Suitability.** The Agency's Investment Officers must understand the Agency's financial requirements. Appropriate investments will be made to meet the needs of the Agency.



- C. **Preservation of Capital.** A safe investment will allow the Agency to recover every dollar invested.
- D. **Liquidity.** The Agency's Investment Officers must invest in securities that are easily and rapidly converted into cash without a substantial loss of value.
- E. **Investment Marketability Requirements.** All investments must be "marketable" in case the need arises to liquidate an investment before maturity.
- F. **Maximum Maturities.** To the extent possible, the Agency will match its investments with anticipated cash flow requirements. As required by the Public Funds Investment Act and the Agency's Financial Investment Policy, certain investments will have maturity limitations.
- G. **Diversification.** There will be no defined level of investment diversification as long as all funds of the Agency are invested in accordance with these strategies.
- H. **Yield.** Agency funds must be invested to obtain the maximum yield for each time frame taking into consideration the priority of preservation and safety of the principal and the liquidity of the investment. Agency funds may be pooled between funds when possible to maximize yields as long as proper accounting records of all transactions are maintained at the fund level.
- I. **Annual Review of Investment Strategies.** The Board will review these strategies at least annually. Any changes deemed necessary by the Board at the time of each review will be reflected in an amendment to these strategies.

**EXHIBIT C**  
**LIST OF AUTHORIZED BROKERS**

ABC Bank	Herring Bank
Allegiance Bank	Hometown Bank, N.A.
Amegy Bank of Texas, N.A.	Houston Community Bank N.A.
Branch Banking & Trust Company	Icon Bank
Bank of America N.A.	Independent Bank
Bank of New York- Mellon	International Bank of Commerce
Bank of Texas N.A.	Inter National Bank
BBVA Compass Bank	JP Morgan Chase
Business Bank of Texas	Legacy Texas Bank
Cadence Bank	Lone Star Bank
Capital Bank of Texas	Lone Star Investment Pool
Capital Markets Group	Metro Bank, N.A.
Capital One	Moody National Bank
Central Bank	New First National Bank
Chasewood Bank	North Star Bank of Texas
Citibank N.A.	Omni Bank N.A.
Comerica Bank	Pioneer Bank
Comerica Securities	Plains Capital Bank
Commercial State Bank	Plains State Bank
Community Bank of Texas	Post Oak Bank
Community Trust Bank	Preferred Bank
Coastal Securities	Prosperity Bank
First Bank of Texas	R Bank
First Citizens Bank	Regions Bank
First Financial Bank, N.A.	Southwest Securities
First National Bank of Texas	Sovereign Bank
First State Bank of Central Texas	Spirit of Texas Bank
First Texas Bank	State Bank of Texas
Frost National Bank	State Street Bank & Trust Co.
Green Bank	Sterling Capital Management LLC

Stifel Nicolaus  
Tex Star Investment Pool  
Texan Bank  
Texas Capital Bank N.A.  
Texas Class  
Texas Citizens Bank  
Texas Exchange Bank  
Texas First Bank  
The Independent Bankers Bank  
Texas Savings Bank  
Texpool/Texpool Prime  
The Bank of River Oaks  
The Right Bank for Texas  
Third Coast Bank

Truist Bank  
Truist Financial Corporation  
Trustmark National Bank  
United Bank of el Paso Del Norte  
United Texas Bank  
Unity National Bank  
U. S. Bank  
Wells Fargo Bank, N.A.  
Wells Fargo Brokerage Services, LLC  
Wells Fargo Trust  
Westbound Bank  
West Star Bank  
Whitney Bank  
Woodforest National Bank

## **ITEM E**



## Murfee Engineering Company

June 29<sup>th</sup>, 2022

Mr. Scott Roberts, President and  
Board of Directors  
West Travis County Public Utility Agency  
13215 Bee Cave Parkway, Building B, Suite 110  
Bee Cave, Texas 78738

**Re: WTCPUA Hamilton Pool Road GST #2  
Contractor's Application for Payment No. 7**

Mr. Roberts and Board:

Enclosed is Application for Payment No. 7 from Preload LLC, Inc. for the period ending June 30<sup>th</sup>, 2022. We have reviewed this application for payment, conducted site observations, concur with the items and quantities, and recommend approval and payment in the amount of seventy-one thousand, nine hundred two and 61/100 dollars (\$71,902.61). This application for payment is broken down as follows:

Original Contract Price:	\$1,619,160.00
Net Change by Change Orders:	-\$114,600.00
Current Contract Price:	\$1,504,560.00
Total Completed and Stored to Date:	\$1,414,259.50
Retainage (5%):	\$70,712.98
<b>Amount Due this Application:</b>	<b>\$71,902.61</b>
Balance to Finish, Plus Retainage:	\$161,013.48

If you have any questions, please do not hesitate to contact me.

Sincerely,

A handwritten signature in black ink that reads 'Jason Baze'.

Jason Baze, P.E.

cc: Jennifer Riechers – WTCPUA  
MEC File No. 11051.136

**Contractor's Application for Payment No.**

**SEVEN (07)**

Application Period: 06/01/2022 TO 06/30/2022		Application Date: 6/27/2022
To: West Travis County Public Utility Agency	From: PRELOAD LLC	Via (Engineer): Murfee Engineering Company, Inc.
Project: West Travis County_WTCPUA Hamilton Pool Road GST #2	Contract: Hamilton Pool Road Ground Storage Tank No. 2	
Contractor's Contract No.:	Preload's Project No.: 21-PD025	Engineer's Project No.: 11051-136

**Application For Payment**

**Change Order Summary**

Approved Change Orders		
Number	Additions	Deductions
CO1		\$114,600.00
<b>TOTALS</b>		\$114,600.00
<b>NET CHANGE BY CHANGE ORDERS</b>	<b>-\$114,600.00</b>	

1. ORIGINAL CONTRACT PRICE.....	\$	\$1,619,160.00
2. Net change by Change Orders.....	\$	-\$114,600.00
3. Current Contract Price (Line 1 ± 2).....	\$	\$1,504,560.00
4. TOTAL COMPLETED AND STORED TO DATE (Column F on Progress Estimate).....	\$	\$1,414,259.50
5. RETAINAGE:		
a. 5% X \$1,414,259.50 Work Completed.....	\$	\$70,712.98
b. 5% X _____ Stored Material.....	\$	
c. Total Retainage (Line 5a + Line 5b).....	\$	\$70,712.98
6. AMOUNT ELIGIBLE TO DATE (Line 4 - Line 5c).....	\$	\$1,343,546.53
7. LESS PREVIOUS PAYMENTS (Line 6 from prior Application).....	\$	\$1,271,643.92
8. AMOUNT DUE THIS APPLICATION.....	\$	\$71,902.61
9. BALANCE TO FINISH, PLUS RETAINAGE (Column G on Progress Estimate + Line 5 above).....	\$	\$161,013.48

**Contractor's Certification**

The undersigned Contractor certifies that to the best of its knowledge: (1) all previous progress payments received from Owner on account of Work done under the Contract have been applied on account to discharge Contractor's legitimate obligations incurred in connection with Work covered by prior Applications for Payment; (2) title of all Work, materials and equipment incorporated in said Work or otherwise listed in or covered by this Application for Payment will pass to Owner at time of payment free and clear of all Liens, security interests and encumbrances (except such as are covered by a Bond acceptable to Owner indemnifying Owner against any such Liens, security interest or encumbrances); and (3) all Work covered by this Application for Payment is in accordance with the Contract Documents and is not defective.

By: Melzy Mauton Date: 6/27/2022

Payment of: \$ \$71,902.61  
(Line 8 or other - attach explanation of the other amount)

is recommended by: \_\_\_\_\_  
Field Representative (Date)

Payment of: \$ \$71,902.61  
(Line 8 or other - attach explanation of the other amount)

is approved by: \_\_\_\_\_  
Engineer (Date)

Approved by: \_\_\_\_\_  
Owner (Date)

## Progress Estimate - Lump Sum Work

## Contractor's Application

For (Contract):				Hamilton Pool Road Ground Storage Tank No. 2		21-PD025		Application Number:		SEVEN (07)			
Application Period:				06/01/2022 TO 06/30/2022				Application Date:		6/27/2022			
West Travis County_WTCPUA Hamilton Pool Road GST #2						Work Completed		E		F		G	
A				B		C		D		Materials Presently Stored (not in C or D)	Total Completed and Stored to Date (C + D + E)	% (F / B)	Balance to Finish (B - F)
Specification Section No.	Description			Scheduled Value (\$)	From Previous Application (C+D)	This Period							
1	LOC Restoration			\$44,242.00		\$33,181.50				\$33,181.50	75.0%	\$11,060.50	
2	Silt Fence (\$14,800)												
2.1	Silt Fence - Installation			\$8,880.00	\$8,880.00					\$8,880.00	100.0%		
2.1	Silt Fence - Maintenance			\$3,180.00	\$3,180.00					\$3,180.00	100.0%		
2.3	Silt Fence - Removal			\$2,740.00								\$2,740.00	
3	Stabilized Construction Entrance (\$62,000)												
3.1	Construction Entrance - Installation			\$37,200.00	\$37,200.00					\$37,200.00	100.0%		
3.2	Construction Entrance - Maintenance			\$12,700.00	\$12,700.00					\$12,700.00	100.0%		
3.3	Construction Entrance - Removal			\$12,100.00								\$12,100.00	
4	New 0.5 MG Prestressed Concrete Storage Tank (\$1,189,629.00)												
	General (\$466,200)												
4.1	Tank Design Drawings & Calculations			\$81,000.00	\$81,000.00					\$81,000.00	100.0%		
4.2	Mobilization			\$73,000.00	\$73,000.00					\$73,000.00	100.0%		
4.3	Clearing/Grubbing			\$13,000.00	\$13,000.00					\$13,000.00	100.0%		
4.4	Relocate Existing Duct Bank Inside Tank Excavation			\$6,700.00	\$6,700.00					\$6,700.00	100.0%		
4.5	Tank Excavation			\$61,100.00	\$61,100.00					\$61,100.00	100.0%		
4.6	Tank Structural Fill			\$76,700.00	\$76,700.00					\$76,700.00	100.0%		
4.7	Tank Leveling Rock			\$19,500.00	\$19,500.00					\$19,500.00	100.0%		
4.8	Underslab Piping (Including Encasements)			\$118,300.00	\$118,300.00					\$118,300.00	100.0%		
4.9	Stabilized Winding Track, Access Roads, and Casting Beds			\$16,900.00	\$16,900.00					\$16,900.00	100.0%		
	Floor (\$90,000)												
4.10	Footing Forms			\$25,000.00	\$25,000.00					\$25,000.00	100.0%		
4.11	Reinforce Floor			\$30,000.00	\$30,000.00					\$30,000.00	100.0%		
4.12	Place Floor/Footing Concrete			\$35,000.00	\$35,000.00					\$35,000.00	100.0%		
	Wall (\$225,000)												
4.13	Install Panel Beds			\$30,000.00	\$30,000.00					\$30,000.00	100.0%		
4.14	Form/Reinforce/Pour Panels			\$70,000.00	\$70,000.00					\$70,000.00	100.0%		
4.15	Erect Panels			\$60,000.00	\$60,000.00					\$60,000.00	100.0%		
4.16	Joints and Curb			\$35,000.00	\$35,000.00					\$35,000.00	100.0%		
4.17	Shotcrete Diaphragm			\$30,000.00	\$30,000.00					\$30,000.00	100.0%		

## Progress Estimate - Lump Sum Work

## Contractor's Application

For (Contract):			Hamilton Pool Road Ground Storage Tank No. 2		21-PD025	Application Number: SEVEN (07)			
Application Period:			06/01/2022 TO 06/30/2022			Application Date: 6/27/2022			
West Travis County_WTCPUA Hamilton Pool Road GST #2				Work Completed		E	F		G
A			B	C	D	Materials Presently Stored (not in C or D)	Total Completed and Stored to Date (C + D + E)	% (F / B)	Balance to Finish (B - F)
Specification Section No.	Description		Scheduled Value (\$)	From Previous Application (C+D)	This Period				
	Dome (\$108,000)								
4.18	Erect Shoring		\$23,000.00	\$23,000.00			\$23,000.00	100.0%	
4.19	Erect Formwork		\$17,000.00	\$17,000.00			\$17,000.00	100.0%	
4.20	Reinforcing		\$24,000.00	\$24,000.00			\$24,000.00	100.0%	
4.21	Place Roof Concrete		\$26,000.00	\$26,000.00			\$26,000.00	100.0%	
4.22	Remove Formwork		\$18,000.00	\$18,000.00			\$18,000.00	100.0%	
	Prestress (\$120,000)								
4.23	Prestress		\$35,000.00	\$35,000.00			\$35,000.00	100.0%	
4.24	Wire Coat		\$35,000.00	\$35,000.00			\$35,000.00	100.0%	
4.25	Body Coat		\$30,000.00	\$30,000.00			\$30,000.00	100.0%	
4.26	Final Coat		\$20,000.00	\$20,000.00			\$20,000.00	100.0%	
	Miscellaneous (\$145,329)								
4.27	Tank Pipe, Fittings & Appurtenances		\$55,329.00	\$52,562.55	\$2,766.45		\$55,329.00	100.0%	
4.28	Ladder/Vent/Hatch/Misc Metals		\$45,000.00	\$42,750.00	\$2,250.00		\$45,000.00	100.0%	
4.29	Decorative Paint		\$45,000.00	\$40,500.00	\$4,500.00		\$45,000.00	100.0%	
5	16" Water Line		\$69,975.00	\$69,975.00			\$69,975.00	100.0%	
6	12" Water Line		\$23,100.00	\$23,100.00			\$23,100.00	100.0%	
7	16" Tie-In Infrastructure		\$2,300.00	\$2,300.00			\$2,300.00	100.0%	
8	In-Tank Hydrodynamic Mixer		\$114,600.00	\$114,600.00			\$114,600.00	100.0%	
9	Asphalt Cut & Repair		\$28,800.00	\$14,400.00			\$14,400.00	50.0%	\$14,400.00
10	Electrical Work (\$40,300)								
10.1	Underground Duct Bank		\$9,748.00	\$7,311.00	\$2,437.00		\$9,748.00	100.0%	
10.2	Above Ground Raceways		\$11,880.00		\$11,880.00		\$11,880.00	100.0%	
10.3	Wiring/Terminations		\$7,392.00		\$7,392.00		\$7,392.00	100.0%	
10.4	Instrumentation		\$4,800.00		\$4,800.00		\$4,800.00	100.0%	
10.5	SCADA Modifications		\$6,480.00		\$6,480.00		\$6,480.00	100.0%	
11	Trench Safety		\$14,514.00	\$14,514.00			\$14,514.00	100.0%	
12	Allowance		\$50,000.00						\$50,000.00
CO	Change Orders								
CO1	Delete Trident Mixing System		(\$114,600.00)	(\$114,600.00)			(\$114,600.00)	100.0%	
			\$1,504,560.00	\$1,338,572.55	\$75,686.95		\$1,414,259.50	94%	\$90,300.50





**Bidding Requirements, Contract Forms & Conditions of the Contract**  
**Supplemental General Conditions – Section 00810**

in connection with any construction or work on the Land or the Facilities up to and including the Release Date have been fully paid and satisfied and Contractor does further warrant, represent and guarantee that if for any reason a claim or claims of a lien or liens are filed for materials furnished or labor performed, or both, by virtue of Contractor's participation in the erection or construction of the Facilities or the participation therein of any individual or entity with whom or with which Contractor has entered into any contractual arrangement, Contractor will immediately furnish a bond pursuant to Sections 53.171 - 53.175 of the Texas Property Code for release of each such lien, and obtain a settlement of all such claims and obtain and furnish to Owner written full releases of all liens in respect of such claims in form and substance satisfactory to Owner all at Contractor's expense; OR IF CONTRACTOR CANNOT OBTAIN SUCH A RELEASE OR RELEASES, CONTRACTOR AGREES TO WHOLLY INDEMNIFY OWNER FOR ANY AND ALL COSTS OWNER MAY INCUR IN SATISFYING SUCH CLAIMS OR REMOVING SUCH LIENS, OR BOTH.

EXECUTED on this the 27th day of June, 2022.

CONTRACTOR

Preload, LLC

By: Molly M. Fulton

Print Name:

Molly M. Fulton

Title:

Controller

SWORN TO AND SUBSCRIBED BEFORE ME on this 27th day of June, 2022

Notary Public in and for the State of Kentucky


Printed Name: Tracie A. McNutt

My Commission Expires: August 19, 2023

THE STATE OF KENTUCKY §

§

COUNTY OF JEFFERSON §



This instrument was acknowledged before me on the 27th day of June, 2022 by Molly M. Fulton, Controller of Preload, LLC, a Contractor, on behalf of said Company.

Tracie A. McNutt

Notary Public in and for the State of Kentucky

Printed Name: Tracie A. McNutt

My Commission Expires: August 19, 2023

**ATTACH:**

**Exhibit A - List of Subcontractors**

**Bidding Requirements, Contract Forms & Conditions of the Contract**  
**Supplemental General Conditions – Section 00810**

**Exhibit "A"**  
**List of Subcontractors**

1. Tracker Utility Services \_\_\_\_\_
2. \_\_\_\_\_
3. \_\_\_\_\_
4. \_\_\_\_\_
5. \_\_\_\_\_
6. \_\_\_\_\_
7. \_\_\_\_\_
8. \_\_\_\_\_
9. \_\_\_\_\_
10. \_\_\_\_\_
11. \_\_\_\_\_
12. \_\_\_\_\_
13. \_\_\_\_\_
14. \_\_\_\_\_
15. \_\_\_\_\_
16. \_\_\_\_\_
17. \_\_\_\_\_
18. \_\_\_\_\_
19. \_\_\_\_\_
20. \_\_\_\_\_

**Bidding Requirements, Contract Forms & Conditions of the Contract**  
**Supplemental General Conditions – Section 00810**

**SUBCONTRACTOR'S PARTIAL LIEN WAIVER**

THE STATE OF Texas            §  
   §  
COUNTY OF Comal            §

BEFORE ME, the undersigned authority, personally appeared Jeremy Blevins  
who, being by me duly sworn, states as follows:

I.

My name is Jeremy Blevins. I am, President of  
Tracker Utility Services (hereinafter referred to as "Subcontractor").

Subcontractor has provided materials or performed work in conjunction with the construction of facilities known as WTCPUA Hamilton Pool Road GST2 (the "Facilities") as more particularly described in that one certain Standard Form of Agreement by and between WTCPUA (the "Owner"),  
and Preload, LLC ("Contractor"), dated  
June 23 , 2022.

II.

For and in consideration of the payment to Subcontractor of the sum of  
\$ 50,032.80 now due and owing for the construction of the Facilities as  
reflected in Subcontractor's invoice number 2005-8 ("Progress Payment"), Subcontractor  
does hereby waive and release any and all liens (and all rights to hereafter perfect any lien) on the  
Facilities and on any property on which the Facilities are located (collectively, the Facilities and such  
property are referred to herein as the "Property") for any work performed or materials supplied prior  
to June 23, 2022 (the "Release Date"). This release and waiver of liens  
is effective for all labor, materials, specially fabricated materials and/or services furnished up to and  
including the Release Date, and further the undersigned states that all persons, parties and entities that  
have furnished or performed work and/or furnished materials, specially fabricated materials, and  
supplies for use in connection with the construction of the Facilities through the Release Date claiming  
through or under the undersigned will be fully paid all amounts that may be due and owing (to the  
extent not already paid) and the undersigned does hereby agree to hold the Owner and any lending  
institution advancing funds in reliance hereon, harmless from any loss, cost or expense incurred by  
virtue of any claims against them on account of the unpaid bills for labor performed or materials  
furnished by any such party. The total amount paid to the Subcontractor for the Facilities, including the  
Progress Payment is \$ ~~0.00~~ \$407,184.36.

**Bidding Requirements, Contract Forms & Conditions of the Contract**  
**Supplemental General Conditions – Section 00810**

IN WITNESS WHEREOF, the undersigned has caused these presents to be duly executed this the  
23rd day of June, 2022.

Tracker Utility Services

(SUBCONTRACTOR)

By: *J. Blevins*

Print Name: Jeremy Blevins

Title: President

SWORN TO AND SUBSCRIBED BEFORE ME this 23rd day of June, 2022.

*Chelsey Krueger*  
Notary Public, State of Texas

THE STATE OF Texas §

§


COUNTY OF Comal §

This instrument was acknowledged before me on the 23rd day of June,  
2022 by Jeremy Blevins, President  
of Tracker Utility Services, a Subcontractor, on behalf  
of said Corporation.

*Chelsey Krueger*  
Notary Public in and for the State of Texas

Printed Name: Chelsey Krueger

My Commission Expires: 2/1/2023







## Murfee Engineering Company

June 22, 2022

Mr. Scott Roberts, President and  
Board of Directors  
West Travis County Public Utility Agency  
13215 Bee Cave Parkway, Building B, Suite 110  
Bee Cave, Texas 78738

**Re: WTCPUA SWP GSTs  
Contractor's Application for Payment No. 19 and Final**

Mr. Roberts and Board:

Enclosed is Application for Payment No. 19 and final from DN Tanks, Inc. for the period ending May 25<sup>th</sup>, 2022. We have reviewed this application for payment, conducted site observations, concur with the items and quantities, and recommend approval and payment in the amount of eighty-one thousand seventy-six dollars and seventy-two cents (\$81,076.72). Also attached are all close-out documents required by the Contract. The Work is completed, and Application for Payment No. 19 and Final represents the release of the contractual retainage of 2.5% and all remaining WTCPUA obligations under the contract. We therefore recommend payment of Application for Payment No. 19 and Final in the amount of \$81,076.72 and final acceptance of the facilities for the purposes of the warranty period.

If you have any questions, please do not hesitate to contact me.

Sincerely,

A handwritten signature in black ink, reading 'Jason Baze'. The signature is written in a cursive, flowing style. The first name 'Jason' is written in a larger, more prominent script, and the last name 'Baze' is written in a slightly smaller, more compact script. The signature is positioned to the right of the word 'Sincerely,'.

Jason Baze, P.E.

cc: Jennifer Riechers – WTCPUA  
MEC File No. 11051.146

# APPLICATION AND CERTIFICATION FOR PAYMENT

AIA DOCUMENT G702

<b>TO OWNER:</b> WEST TRAVIS COUNTY PUA 13215 Bee Cave Pkwy Bldg. B, Suite 110 Bee Cave, TX 78738  <b>FROM CONTRACTOR:</b> DN Tanks, Inc PO BOX 670690 DALLAS, TX 75267-0690  Phone: 781-246-1133	<b>PROJECT:</b> AUSTIN, TX (WTC PUA SWPKWY GST) 10710 1/2 W. SH 71 Austin, TX 78735  <b>Contractor Job Number:</b> 2020-024  <b>VIA ENGINEER:</b> Murfee Engineering Co., Inc.	<b>APPLICATION NO:</b> 19(FINAL) <b>DATE:</b> 5/5/2022 <b>PERIOD TO:</b> FINAL <b>Engineer's Project No.</b> 11051.110/146  <b>CONTRACT DATE:</b> 7-27-20
<b>CONTRACT FOR:</b> WTCPUA Southwest Parkway Ground Storage Tank		

## CONTRACTOR'S APPLICATION FOR PAYMENT

1. ORIGINAL CONTRACT SUM	\$	3,242,374.40
2. Net change by Change Orders	\$	2,694.46
3. CONTRACT SUM TO DATE (Line 1 + 2)	\$	3,245,068.86
4. TOTAL COMPLETED & STORED TO DATE (Column G on G703)	\$	3,245,068.86
5. RETAINAGE:		
a. 0 % of Completed Work (Column D + E on G703)	\$	\$0.00
b. % of Stored Material (Column F on G703)	\$	
Total Retainage (Lines 5a + 5b or Total in Column I of G703)	\$	0.00
6. TOTAL EARNED LESS RETAINAGE (Line 4 Less Line 5 Total)	\$	3,245,068.86
7. LESS PREVIOUS CERTIFICATES FOR PAYMENT (Line 6 from prior Certificate)	\$	3,163,992.14
8. CURRENT PAYMENT DUE	\$	81,076.72
9. BALANCE TO FINISH, INCLUDING RETAINAGE (Line 3 less Line 6)	\$	0.00

CHANGE ORDER SUMMARY	ADDITIONS	DEDUCTIONS
Total changes approved in previous months by Owner	\$16,908.46	(\$16,214.00)
Total approved this Month	\$2,000.00	
TOTALS	\$18,908.46	(\$16,214.00)
NET CHANGES by Change Order		\$2,694.46

## CONTRACTOR'S CERTIFICATION


The undersigned Contractor certifies that: (1) all previous progress payments received from Owner on account of Work done under the Contract have been applied on account to discharge Contractor's legitimate obligations incurred in connection with Work covered by prior Applications for Payment; (2) title of all Work, materials and equipment incorporated in said Work or otherwise listed in or covered by this Application for Payment will pass to Owner at time of payment free and clear of all Liens, security interests and encumbrances (except such as are covered by a Bond acceptable to Owner indemnifying Owner against any such Liens, security interest or encumbrances); all Work covered by this Application for Payment is in accordance with the Contract Documents and is not defective.

By: Virginia Kimmons (Project Manager) Date: 5-5-2022  
 State of: Texas Texas County of: Dallas  
 Subscribed and sworn to before me this 5 day of May 2022  
 Notary Public: Virginia Kimmons  
 My Commission expires: 9.17.23

Payment is recommended by: \_\_\_\_\_ (Date)  
 (Construction Inspector [if applicable])

Payment is recommended by: Jason Page (Date)  
 (Engineer)

Payment is Approved by: \_\_\_\_\_ (Date)  
 (Owner)



6-30-2021



To Owner: WEST TRAVIS COUNTY PUA

From (Contractor): DN Tanks, Inc.

Project: Southwest Parkway Ground Storage Tank

Location: Austin, TX

Application No: 19(FINAL)

Contractor's Job Number: 2020-024

Engineer's Project No: 11051.110/146

Date: 5/5/2022

Period To: FINAL

Item Number	Description	Unit Price	Contract Quantity / UM	Scheduled Value	Work Completed Previous Application		Work Completed This Period		Completed and Stored To Date			Retention
					Quantity	Amount	Quantity	Amount	Quantity	Amount	%	
E-1 2000	LOC Restoration	34,503.00	1.000 EA	34,503.00	1.00	34503.00	0.00	0.00	1.00	34,503.00	100%	0.00
<b>Total</b>				<b>34,503.00</b>		<b>34,503.00</b>		<b>0.00</b>		<b>34,503.00</b>	<b>100%</b>	<b>0.00</b>
E-2 2000	Silt Fence	4,716.00	1.000 EA	4,716.00	1.00	4716.00	0.00	0.00	1.00	4,716.00	100%	0.00
<b>Total</b>				<b>4,716.00</b>		<b>4,716.00</b>		<b>0.00</b>		<b>4,716.00</b>	<b>100%</b>	<b>0.00</b>
E-3 2000	Stabilized Construction Entrance	3,600.00	1.000 EA	3,600.00	1.00	3600.00	0.00	0.00	1.00	3,600.00	100%	0.00
<b>Total</b>				<b>3,600.00</b>		<b>3,600.00</b>		<b>0.00</b>		<b>3,600.00</b>	<b>100%</b>	<b>0.00</b>
W-1	Ground Storage Tank	1,251,599.00	1.000 LS	1,251,599.00	1.000	1,251,599.00	0.000	0.00	1.000	1,251,599.00	100.0%	0.00
<b>Total</b>				<b>1,251,599.00</b>		<b>1,251,599.00</b>	<b>0.000</b>	<b>0.00</b>		<b>1,251,599.00</b>	<b>100.0%</b>	<b>0.00</b>
W-2 2010	16" Water Line	34,626.00	1.000 LS	34,626.00	1.00	7000.00	0.00	0.00	1.00	34,626.00	100%	0.00
<b>Total</b>				<b>34,626.00</b>		<b>7,000.00</b>		<b>0.00</b>		<b>34,626.00</b>	<b>100%</b>	<b>0.00</b>
W-3 2010	20" Water Line	19,720.00	1.000 LS	19,720.00	1.00	19720.00	0.00	0.00	1.00	19,720.00	100%	0.00
<b>Total</b>				<b>19,720.00</b>		<b>19,720.00</b>		<b>0.00</b>		<b>19,720.00</b>	<b>100%</b>	<b>0.00</b>
W-4 2010	20" Tie-In Infrastructure	3,600.00	1.000 LS	3,600.00	1.00	3600.00	0.00	0.00	1.00	3,600.00	100%	0.00
<b>Total</b>				<b>3,600.00</b>		<b>3,600.00</b>		<b>0.00</b>		<b>3,600.00</b>	<b>100%</b>	<b>0.00</b>
W-5 2010	16" Tie-In Infrastructure	2,200.00	1.000 LS	2,200.00	1.00	2200.00	0.00	0.00	1.00	2,200.00	100%	0.00
<b>Total</b>				<b>2,200.00</b>		<b>2,200.00</b>		<b>0.00</b>		<b>2,200.00</b>	<b>100%</b>	<b>0.00</b>
W-6 2010	In-Tank Hydrodynamic Mixer	154,800.00	1.000 LS	154,800.00	1.00	154800.00	0.00	0.00	1.00	154,800.00	100%	0.00
<b>Total</b>				<b>154,800.00</b>		<b>154,800.00</b>		<b>0.00</b>		<b>154,800.00</b>	<b>100%</b>	<b>0.00</b>
W-7 2010	47' x 3.5' Drainage Flume	64,131.99	1.000 LS	64,131.99	1.00	64131.99	0.00	0.00	1.00	64,131.99	100%	0.00
<b>Total</b>				<b>64,131.99</b>		<b>64,131.99</b>		<b>0.00</b>		<b>64,131.99</b>	<b>100%</b>	<b>0.00</b>
W-8 2010	Tree Removal	5,800.00	1.000 LS	5,800.00	1.00	5800.00	0.00	0.00	1.00	5,800.00	100%	0.00
<b>Total</b>				<b>5,800.00</b>		<b>5,800.00</b>		<b>0.00</b>		<b>5,800.00</b>	<b>100%</b>	<b>0.00</b>
W-9 2020	Demolition and Removal of Existing GST	50,500.00	1.000 LS	50,500.00	1.00	50500.00	0.00	0.00	1.00	50,500.00	100%	0.00
<b>Total</b>				<b>50,500.00</b>		<b>50,500.00</b>		<b>0.00</b>		<b>50,500.00</b>	<b>100%</b>	<b>0.00</b>
EL-1 2020	Electrical Work	46,600.00	1.000 LS	46,600.00	1.00	46600.00	0.00	0.00	1.00	46,600.00	100%	0.00
<b>Total</b>				<b>46,600.00</b>		<b>46,600.00</b>		<b>0.00</b>		<b>46,600.00</b>	<b>100%</b>	<b>0.00</b>
TS-1 2020	Trench Safety	3,060.00	1.000 LS	3,060.00	1.00	3060.00	0.00	0.00	1.00	3,060.00	100%	0.00
<b>Total</b>				<b>3,060.00</b>		<b>3,060.00</b>		<b>0.00</b>		<b>3,060.00</b>	<b>100%</b>	<b>0.00</b>
TS-2 2020	Temporary Fencing	536.00	1.000 LS	536.00	1.00	536.00	0.00	0.00	1.00	536.00	100%	0.00
<b>Total</b>				<b>536.00</b>		<b>536.00</b>		<b>0.00</b>		<b>536.00</b>	<b>100%</b>	<b>0.00</b>
AL-1	AL-1 Ground Storage Tank #2	1,559,900.40	1.000 LS	1,559,900.40	1.000	1,559,900.40	0.000	0.00	1.000	1,559,900.40	100.0%	0.00
	CO#3 GST2 outlet reorientation	3,176.47	1.000 LS	3,176.47	1.00	3176.47	0.00	0.00	1.00	3,176.47	100%	0.00
	CO#4 pavement modification	2,000.00	1.000 LS	2,000.00	1.00	2000.00	0.00	0.00	1.00	2,000.00	100%	0.00
<b>Total</b>				<b>1,565,076.87</b>		<b>1,565,076.87</b>		<b>0.00</b>		<b>1,565,076.87</b>	<b>100.0%</b>	<b>0.00</b>
<b>Application Total</b>				<b>3,245,068.86</b>		<b>3,217,442.86</b>		<b>0.00</b>		<b>3,245,068.86</b>		<b>0.00</b>

**Bidding Requirements, Contract Forms & Conditions of the Contract**  
**Supplemental General Conditions – Section 00810**

**AFFIDAVIT OF BILLS PAID, PARTIAL LIEN WAIVER AND INDEMNITY**  
**[FOR USE BY CONTRACTOR ONLY]**

THE STATE OF TEXAS           §  
  §  
COUNTY OF TRAVIS           §

BEFORE ME, the undersigned authority, on this day personally came and appeared Adrian Domek, known to me to be a credible person, and a Project Manager of DN Tanks, Inc.

\_\_, a \_\_\_\_\_ (hereinafter called "Contractor"), and who, being first duly sworn, upon his oath declares and acknowledges as follows:

2. I am the duly authorized agent for the said Contractor which has authorized me to make this affidavit, to enter into the agreements and to grant the lien waivers herein set forth, on its behalf and as its acts and deeds, and all of the facts and recitations herein are true and correct.

3. Contractor has supplied materials and/or performed labor in connection with the construction of facilities known as WTCPUA Southwest Parkway GST (the "Facilities") as more particularly described in that one certain Standard Form of Agreement by and between WTCPUA (the "Owner"), and DN Tanks (the "Contractor") dated July 27, 2020.

4. Contractor has received payment of all sums due Contractor for materials supplied and labor performed in connection with the construction of the Facilities up to and including April 28, 2022 (the "Release Date").

5. In consideration of the payment by Owner of all said sums and other good and valuable consideration, the receipt of all of which is hereby acknowledged, Contractor has waived and released and, acting herein by and through me, does hereby waive and release, any and all liens, rights and interests (whether choate or inchoate and including, without limitation, all mechanic's and materialman's liens under the Constitution, statutes and laws of the State of Texas) owned, claimed or held, or to be owned, claimed or held by Contractor in and to the Facilities and on any property on which the Facilities are located (such property is referred to herein as the "Land"), or any part thereof, whether real or personal property and whether or not affixed to or severed or severable from the Land, for any materials supplied and labor performed in connection with construction of the Facilities up to and including the Release Date; and the Contractor for itself, its representatives and assigns does release, acquit and forever discharge Owner and his respective successors and assigns, from any and all such claims, debts, demands and causes of action that Contractor has or may have as a result of the same.

6. A full and complete list of all persons and entities which Contractor has engaged or with which Contractor has entered into any contractual arrangement to furnish materials or to perform any labor in connection with any construction or work on the Land or the Facilities up to and including the Release Date is set forth on Exhibit A, attached hereto and incorporated herein for all purposes. Contractor has actual knowledge that all bills owed by Contractor to others for materials furnished and labor performed

**Bidding Requirements, Contract Forms & Conditions of the Contract**  
**Supplemental General Conditions – Section 00810**

in connection with any construction or work on the Land or the Facilities up to and including the Release Date have been fully paid and satisfied and Contractor does further warrant, represent and guarantee that if for any reason a claim or claims of a lien or liens are filed for materials furnished or labor performed, or both, by virtue of Contractor's participation in the erection or construction of the Facilities or the participation therein of any individual or entity with whom or with which Contractor has entered into any contractual arrangement, Contractor will immediately furnish a bond pursuant to Sections 53.171 - 53.175 of the Texas Property Code for release of each such lien, and obtain a settlement of all such claims and obtain and furnish to Owner written full releases of all liens in respect of such claims in form and substance satisfactory to Owner all at Contractor's expense; OR IF CONTRACTOR CANNOT OBTAIN SUCH A RELEASE OR RELEASES, CONTRACTOR AGREES TO WHOLLY INDEMNIFY OWNER FOR ANY AND ALL COSTS OWNER MAY INCUR IN SATISFYING SUCH CLAIMS OR REMOVING SUCH LIENS, OR BOTH.

EXECUTED on this the 5th day of May, 2022.

CONTRACTOR DN Tanks, Inc


11 Teal Rd. Wakefield, MA 01880

By: *Adrian Domek*

Print Name: Adrian Domek

Title: Project Manager

SWORN TO AND SUBSCRIBED BEFORE ME on this 5 day of MAY, 2022



*Virginia Kimmons*  
Notary Public in and for the State of Texas

Printed Name: VIRGINIA KIMMONS

My Commission Expires: 9.18.23


THE STATE OF TEXAS           §

§

COUNTY OF TRAVIS           §

This instrument was acknowledged before me on the 5 day of may,  
by \_\_\_\_\_ of

\_\_\_\_\_ a \_\_\_\_\_ on behalf of said



*Virginia Kimmons*  
Notary Public in and for the State of Texas

Printed Name: VIRGINIA KIMMONS

My Commission Expires: 9.18.23

ATTACH:

Exhibit A - List of Subcontractors

**Bidding Requirements, Contract Forms & Conditions of the Contract**  
**Supplemental General Conditions – Section 00810**

**Exhibit "A"**  
**List of Subcontractors**

1. Mesa Contracting, LLC \_\_\_\_\_
2. Premium Gutters, Inc. \_\_\_\_\_
3. H&H Electrical Services, LLC \_\_\_\_\_
4. Iseler Demolition, Inc \_\_\_\_\_
5. Texas Crane Service \_\_\_\_\_
6. \_\_\_\_\_
7. \_\_\_\_\_
8. \_\_\_\_\_
9. \_\_\_\_\_
10. \_\_\_\_\_
11. \_\_\_\_\_
12. \_\_\_\_\_
13. \_\_\_\_\_
14. \_\_\_\_\_
15. \_\_\_\_\_
16. \_\_\_\_\_
17. \_\_\_\_\_
18. \_\_\_\_\_
19. \_\_\_\_\_
20. \_\_\_\_\_

**Bidding Requirements, Contract Forms & Conditions of the Contract**  
**Supplemental General Conditions – Section 00810**

**SUBCONTRACTOR'S LIEN WAIVER**

THE STATE OF TEXAS           §  
  §  
COUNTY OF TRAVIS         §

BEFORE ME, the undersigned authority, personally appeared J. D. TROTTER, who, being by me duly sworn, states as follows:

My name is J. D. TROTTER I am OWNER of MESA CONTRACTING LLC (hereinafter referred to as "Subcontractor").

Subcontractor has provided materials or performed work in conjunction with the construction of certain facilities known as WTCPUA Southwest Parkway GST (the "Facilities") as more particularly described in that one certain Standard Form of Agreement by and between WTCPUA (the "Owner"), and MESA CONTRACTING LLC (Contractor"), dated 5-1-21.

II.

For and in consideration of the payment to Subcontractor of all sums now due and owing or to be due and owing for the construction of the Facilities, Subcontractor does hereby waive and release any and all liens (and all rights to hereafter perfect any lien) on the Facilities and on any property on which the Facilities are located (collectively, the Facilities and such property are referred to herein as the "Property") for any work performed or materials supplied prior to the date set forth herein below. Without limitation on the foregoing, Subcontractor hereby releases and discharges the Property, the Owner, and any and all other parties from all indebtedness and obligations of whatsoever character against them or the Property in connection with the construction of the Facilities and, in addition, releases and discharges the Property from any and all liens and charges of every character held by the undersigned, whether the liens be contractual, statutory, or constitutional, and further whether said liens are evidenced by lien claim affidavits or not and whether filed for record in the Office of the County Clerk of the county where the Property is located, or not; it being the intention to relinquish, and release the Property to Owner completely free and clear of all liens and lien claims of every character asserted by the undersigned. This release and waiver of liens is effective for all labor, materials, specially fabricated materials and/or services furnished up to and including the date hereof, and further the undersigned states that all persons, parties and entities that have furnished or performed work and/or furnished materials, specially fabricated materials, and supplies for use in connection with the construction of the Facilities claiming through or under the undersigned have been fully paid all amounts that may be due and owing and the undersigned does hereby agree to hold the Owner harmless from any loss, cost or expense incurred by virtue of any claims against them on account of the unpaid bills for labor performed or materials furnished by any such party.

**Bidding Requirements, Contract Forms & Conditions of the Contract**  
**Supplemental General Conditions – Section 00810**

**SUBCONTRACTOR'S LIEN WAIVER**

THE STATE OF TEXAS           §  
  §  
COUNTY OF TRAVIS         §

BEFORE ME, the undersigned authority, personally appeared Colby Cacy, who, being by me duly sworn, states as follows:

I.

My name is Colby Cacy. I am President of Premium Gutters, Inc. (hereinafter referred to as "Subcontractor").

Subcontractor has provided materials or performed work in conjunction with the construction of certain facilities known as WTCPUA Southwest Parkway GST (the "Facilities") as more particularly described in that one certain Standard Form of Agreement by and between WTCPUA (the "Owner"), and DN Tanks, Inc. ("Contractor"), dated 12/11/2020.

II.

For and in consideration of the payment to Subcontractor of all sums now due and owing or to be due and owing for the construction of the Facilities, Subcontractor does hereby waive and release any and all liens (and all rights to hereafter perfect any lien) on the Facilities and on any property on which the Facilities are located (collectively, the Facilities and such property are referred to herein as the "Property") for any work performed or materials supplied prior to the date set forth herein below. Without limitation on the foregoing, Subcontractor hereby releases and discharges the Property, the Owner, and any and all other parties from all indebtedness and obligations of whatsoever character against them or the Property in connection with the construction of the Facilities and, in addition, releases and discharges the Property from any and all liens and charges of every character held by the undersigned, whether the liens be contractual, statutory, or constitutional, and further whether said liens are evidenced by lien claim affidavits or not and whether filed for record in the Office of the County Clerk of the county where the Property is located, or not; it being the intention to relinquish, and release the Property to Owner completely free and clear of all liens and lien claims of every character asserted by the undersigned. This release and waiver of liens is effective for all labor, materials, specially fabricated materials and/or services furnished up to and including the date hereof, and further the undersigned states that all persons, parties and entities that have furnished or performed work and/or furnished materials, specially fabricated materials, and supplies for use in connection with the construction of the Facilities claiming through or under the undersigned have been fully paid all amounts that may be due and owing and the undersigned does hereby agree to hold the Owner harmless from any loss, cost or expense incurred by virtue of any claims against them on account of the unpaid bills for labor performed or materials furnished by any such party.

**Bidding Requirements, Contract Forms & Conditions of the Contract  
Supplemental General Conditions – Section 00810**

IN WITNESS WHEREOF, the undersigned has caused these presents to be duly executed this the 10th  
day of May, 2022

Premium Gutters, Inc.

(SUBCONTRACTOR)


By: [Signature]

Printed Name: Colby Coen

Title: President

SWORN TO AND SUBSCRIBED BEFORE ME this 10th day of May, 2022  
Kerri Bradford  
Notary Public, State of Texas

THE STATE OF TEXAS       §  
  §  
COUNTY OF TRAVIS       §



This instrument was acknowledged before me this \_\_\_\_\_ day of \_\_\_\_\_,  
by \_\_\_\_\_ of \_\_\_\_\_  
a \_\_\_\_\_, on behalf of  
said \_\_\_\_\_.

\_\_\_\_\_  
Notary Public in and for the State of Texas

Printed Name: \_\_\_\_\_

My Commission Expires: \_\_\_\_\_



**Bidding Requirements, Contract Forms & Conditions of the Contract**  
**Supplemental General Conditions – Section 00810**

**SUBCONTRACTOR'S LIEN WAIVER**

THE STATE OF TEXAS        §  
   §  
COUNTY OF TRAVIS       §

BEFORE ME, the undersigned authority, personally appeared Hector Moncada, who, being by me duly sworn, states as follows:

I.  
My name is Hector Moncada. I am Owner of H&H Electrical Services LLC (hereinafter referred to as "Subcontractor").

Subcontractor has provided materials or performed work in conjunction with the construction of certain facilities known as WTCPUA Southwest Parkway GST (the "Facilities") as more particularly described in that one certain Standard Form of Agreement by and between WTCPUA (the "Owner"), DN TANKS INC and \_\_\_\_\_ ("Contractor"), dated 7/27/2020.

II.

For and in consideration of the payment to Subcontractor of all sums now due and owing or to be due and owing for the construction of the Facilities, Subcontractor does hereby waive and release any and all liens (and all rights to hereafter perfect any lien) on the Facilities and on any property on which the Facilities are located (collectively, the Facilities and such property are referred to herein as the "Property") for any work performed or materials supplied prior to the date set forth herein below. Without limitation on the foregoing, Subcontractor hereby releases and discharges the Property, the Owner, and any and all other parties from all indebtedness and obligations of whatsoever character against them or the Property in connection with the construction of the Facilities and, in addition, releases and discharges the Property from any and all liens and charges of every character held by the undersigned, whether the liens be contractual, statutory, or constitutional, and further whether said liens are evidenced by lien claim affidavits or not and whether filed for record in the Office of the County Clerk of the county where the Property is located, or not; it being the intention to relinquish, and release the Property to Owner completely free and clear of all liens and lien claims of every character asserted by the undersigned. This release and waiver of liens is effective for all labor, materials, specially fabricated materials and/or services furnished up to and including the date hereof, and further the undersigned states that all persons, parties and entities that have furnished or performed work and/or furnished materials, specially fabricated materials, and supplies for use in connection with the construction of the Facilities claiming through or under the undersigned have been fully paid all amounts that may be due and owing and the undersigned does hereby agree to hold the Owner harmless from any loss, cost or expense incurred by virtue of any claims against them on account of the unpaid bills for labor performed or materials furnished by any such party.



Hector Moncada

STATE OF TEXAS  
COUNTY OF TRAVIS

The foregoing instrument was acknowledged before me this 16 day of May, 2022 by Hector Moncada

Notary Public [Signature]  
My Commission Expires 01/24/2026



**Bidding Requirements, Contract Forms & Conditions of the Contract**  
**Supplemental General Conditions – Section 00810**

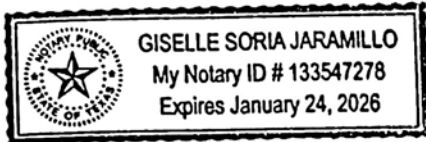
IN WITNESS WHEREOF, the undersigned has caused these presents to be duly executed this the 16<sup>th</sup>  
day of May, 2022.

H & H Electrical Services LLC  
(SUBCONTRACTOR)

By: Hector

Printed Name: Hector Moncada

Title: Owner



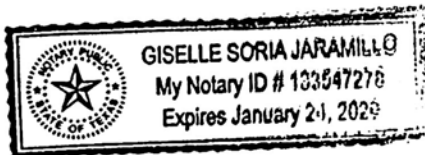
SWORN TO AND SUBSCRIBED BEFORE ME this 16<sup>th</sup> day of May, 2022

[Signature]  
Notary Public, State of Texas

THE STATE OF TEXAS        §  
   §  
COUNTY OF TRAVIS       §

This instrument was acknowledged before me this 16<sup>th</sup> day of May,  
2022 by Hector Moncada, owner of  
H & H Electrical Services LLC a Subcontractor, on behalf of  
said DN Tanks inc.

[Signature]  
Notary Public in and for the State of Texas



Printed Name: Giselle Soria Jaramillo

My Commission Expires: 01/24/2026

**Bidding Requirements, Contract Forms & Conditions of the Contract**  
**Supplemental General Conditions – Section 00810**

**SUBCONTRACTOR'S LIEN WAIVER**

THE STATE OF MI §

COUNTY OF Huron §

BEFORE ME, the undersigned authority, personally appeared Kelley Phillips, who, being by me duly sworn, states as follows:

I.  
My name is Kelley Phillips. I am Financial Director of Isele Demolition Inc. (hereinafter referred to as "Subcontractor").

Subcontractor has provided materials or performed work in conjunction with the construction of certain facilities known as WTCPUA Southwest Parkway GST (the "Facilities") as more particularly described in that one certain Standard Form of Agreement by and between WTCPUA (the "Owner"), and DN Tanks Inc. ("Contractor"), dated 09-2-2020.

II.

For and in consideration of the payment to Subcontractor of all sums now due and owing or to be due and owing for the construction of the Facilities, Subcontractor does hereby waive and release any and all liens (and all rights to hereafter perfect any lien) on the Facilities and on any property on which the Facilities are located (collectively, the Facilities and such property are referred to herein as the "Property") for any work performed or materials supplied prior to the date set forth herein below. Without limitation on the foregoing, Subcontractor hereby releases and discharges the Property, the Owner, and any and all other parties from all indebtedness and obligations of whatsoever character against them or the Property in connection with the construction of the Facilities and, in addition, releases and discharges the Property from any and all liens and charges of every character held by the undersigned, whether the liens be contractual, statutory, or constitutional, and further whether said liens are evidenced by lien claim affidavits or not and whether filed for record in the Office of the County Clerk of the county where the Property is located, or not; it being the intention to relinquish, and release the Property to Owner completely free and clear of all liens and lien claims of every character asserted by the undersigned. This release and waiver of liens is effective for all labor, materials, specially fabricated materials and/or services furnished up to and including the date hereof, and further the undersigned states that all persons, parties and entities that have furnished or performed work and/or furnished materials, specially fabricated materials, and supplies for use in connection with the construction of the Facilities claiming through or under the undersigned have been fully paid all amounts that may be due and owing and the undersigned does hereby agree to hold the Owner harmless from any loss, cost or expense incurred by virtue of any claims against them on account of the unpaid bills for labor performed or materials furnished by any such party.

**Bidding Requirements, Contract Forms & Conditions of the Contract**  
**Supplemental General Conditions – Section 00810**

IN WITNESS WHEREOF, the undersigned has caused these presents to be duly executed this the 27<sup>th</sup>  
day of April, 2022.

Isele Demolition Inc.

(SUBCONTRACTOR)

By: \_\_\_\_\_

Printed Name: \_\_\_\_\_

Title: \_\_\_\_\_

SWORN TO AND SUBSCRIBED BEFORE ME this 27<sup>th</sup> day of April, 2022.

\_\_\_\_\_  
Notary Public, State of ~~Texas~~ Michigan

THE STATE OF           §  
                                  §  
COUNTY OF           §

This instrument was acknowledged before me this 27<sup>th</sup> day of April, 2022,  
by Kelley Phillips, Financial Director of  
Isele Demolition Inc. a Subcontractor, on behalf of  
said Contractor.

\_\_\_\_\_  
Notary Public in and for the State of ~~Texas~~ Michigan

Printed Name: \_\_\_\_\_

My Commission Expires: \_\_\_\_\_

**Bidding Requirements, Contract Forms & Conditions of the Contract**  
**Supplemental General Conditions – Section 00810**

**SUBCONTRACTOR'S LIEN WAIVER**

THE STATE OF TEXAS           §  
  §  
COUNTY OF ~~TRAVIS~~ Bexar   §

BEFORE ME, the undersigned authority, personally appeared Michael E. Tabinski, who, being by me duly sworn, states as follows:

I.

My name is Michael E. Tabinski. I am Vice President Operations, Safety of Texas Crane Services (hereinafter referred to as "Subcontractor").

Subcontractor has provided materials or performed work in conjunction with the construction of certain facilities known as WTCPUA Southwest Parkway GST (the "Facilities") as more particularly described in that one certain Standard Form of Agreement by and between WTCPUA (the "Owner"), DN Tank and DN Tank ("Contractor"), dated 5/17/2022.

II.

For and in consideration of the payment to Subcontractor of all sums now due and owing or to be due and owing for the construction of the Facilities, Subcontractor does hereby waive and release any and all liens (and all rights to hereafter perfect any lien) on the Facilities and on any property on which the Facilities are located (collectively, the Facilities and such property are referred to herein as the "Property") for any work performed or materials supplied prior to the date set forth herein below. Without limitation on the foregoing, Subcontractor hereby releases and discharges the Property, the Owner, and any and all other parties from all indebtedness and obligations of whatsoever character against them or the Property in connection with the construction of the Facilities and, in addition, releases and discharges the Property from any and all liens and charges of every character held by the undersigned, whether the liens be contractual, statutory, or constitutional, and further whether said liens are evidenced by lien claim affidavits or not and whether filed for record in the Office of the County Clerk of the county where the Property is located, or not; it being the intention to relinquish, and release the Property to Owner completely free and clear of all liens and lien claims of every character asserted by the undersigned. This release and waiver of liens is effective for all labor, materials, specially fabricated materials and/or services furnished up to and including the date hereof, and further the undersigned states that all persons, parties and entities that have furnished or performed work and/or furnished materials, specially fabricated materials, and supplies for use in connection with the construction of the Facilities claiming through or under the undersigned have been fully paid all amounts that may be due and owing and the undersigned does hereby agree to hold the Owner harmless from any loss, cost or expense incurred by virtue of any claims against them on account of the unpaid bills for labor performed or materials furnished by any such party.

**Bidding Requirements, Contract Forms & Conditions of the Contract**  
**Supplemental General Conditions – Section 00810**

IN WITNESS WHEREOF, the undersigned has caused these presents to be duly executed this the 17th  
day of May, 2022.

Texas Crane Services

(SUBCONTRACTOR)

By: Michael E. Tabinski

Printed Name: Michael E. Tabinski


Title: Vice President Operations, Safety

SWORN TO AND SUBSCRIBED BEFORE ME this 17th day of May, 2022.

\_\_\_\_\_  
Notary Public, State of Texas

THE STATE OF TEXAS           §  
  §  
COUNTY OF ~~TRAVIS~~ Bexar       §

This instrument was acknowledged before me this 17th day of May, 2022,  
by Michael E. Tabinski, Vice President Operations, Safety of  
Texas Crane Services a Corporation, on behalf of  
said Company.



Carol LeSage  
Notary Public in and for the State of Texas

Printed Name: Carol LeSage

My Commission Expires: 11/09/2022




**Bidding Requirements, Contract Forms & Conditions of the Contract**  
**Supplemental General Conditions – Section 00810**

**EXHIBIT "A"**

**LIST OF ALL SUBCONTRACTORS, LABORERS AND MATERIAL SUPPLIERS**

All subcontractors, laborers and suppliers must sign beside paid amount to acknowledge their receipt of payment in full.


NAME OF SUBCONTRACTOR LABORER OR SUPPLIER	TYPE OF WORK	AMOUNT PAID	SIGNATURE
1. Mesa Contracting, LLC - Site work & piping - \$535,956.42			
2. Premium Gutters, Inc - gutter installation - \$			
3. H&H Electrical Contractors, LLC - electrical & instrumentation - \$			
4. Iseler Demolition, Inc - demolition - \$			
5. Martin Marietta - Ready mixed concrete - \$			
6. Red Valve Company - tank mixing system - \$			
7. Texas Crane Service - mobile crane svc - \$			
8. Katy Steel - reinforcing steel - \$			
9. Blackfin Supply - ductile iron pipe & fittings - \$			
10. Joseph D Foreman Co. - ductile iron pipe & fittings - \$			
11. Fine Line Metal Fabricators - misc metals fab - \$			
12. Dayton Superior Corp. - inserts & rebar supports - \$			
13.			
14.			
15.			
16.			
17.			
18.			
19.			
20.			

**Bidding Requirements, Contract Forms & Conditions of the Contract**  
**Supplemental General Conditions – Section 00810**

**EXHIBIT "A"**

**LIST OF ALL SUBCONTRACTORS, LABORERS AND MATERIAL SUPPLIERS**

All subcontractors, laborers and suppliers must sign beside paid amount to acknowledge their receipt of payment in full.

NAME OF SUBCONTRACTOR LABORER OR SUPPLIER	TYPE OF WORK	AMOUNT PAID	SIGNATURE
1. Mesa Contracting, LLC - Site work & piping - \$			
2. Premium Gutters, Inc - gutter installation - \$8,558.60			 5-31-22
3. H&H Electrical Contractors, LLC - electrical & instrumentation - \$			
4. Iseler Demolition, Inc - demolition - \$			
5. Martin Marietta - Ready mixed concrete - \$			
6. Red Valve Company - tank mixing system - \$			
7. Texas Crane Service - mobile crane svc - \$			
8. Katy Steel - reinforcing steel - \$			
9. Blackfin Supply - ductile iron pipe & fittings - \$			
10. Joseph D Foreman Co. - ductile iron pipe & fittings - \$			
11. Fine Line Metal Fabricators - misc metals fab - \$			
12. Dayton Superior Corp. - inserts & rebar supports - \$			
13. _____			
14. _____			
15. _____			
16. _____			
17. _____			
18. _____			
19. _____			
20. _____			

**Bidding Requirements, Contract Forms & Conditions of the Contract**  
**Supplemental General Conditions – Section 00810**

**EXHIBIT "A"**

**LIST OF ALL SUBCONTRACTORS, LABORERS AND MATERIAL SUPPLIERS**

All subcontractors, laborers and suppliers must sign beside paid amount to acknowledge their receipt of payment in full.

NAME OF SUBCONTRACTOR LABORER OR SUPPLIER	TYPE OF WORK	AMOUNT PAID	SIGNATURE
1. Mesa Contracting, LLC - Site work & piping - \$			
2. Premium Gutters, Inc - gutter installation - \$			
3. H&H Electrical Contractors, LLC - electrical & instrumentation - \$63,573.33			<i>Victor Norred 6/15/22</i>
4. Iseler Demolition, Inc - demolition - \$			
5. Martin Marietta - Ready mixed concrete - \$			
6. Red Valve Company - tank mixing system - \$			
7. Texas Crane Service - mobile crane svc - \$			
8. Katy Steel - reinforcing steel - \$			
9. Blackfin Supply - ductile iron pipe & fittings - \$			
10. Joseph D Foreman Co. - ductile iron pipe & fittings - \$			
11. Fine Line Metal Fabricators - misc metals fab - \$			
12. Dayton Superior Corp. - inserts & rebar supports - \$			
13. _____			
14. _____			
15. _____			
16. _____			
17. _____			
18. _____			
19. _____			
20. _____			




**Bidding Requirements, Contract Forms & Conditions of the Contract**  
**Supplemental General Conditions – Section 00810**

**EXHIBIT "A"**

**LIST OF ALL SUBCONTRACTORS, LABORERS AND MATERIAL SUPPLIERS**

All subcontractors, laborers and suppliers must sign beside paid amount to acknowledge their receipt of payment in full.

NAME OF SUBCONTRACTOR LABORER OR SUPPLIER	TYPE OF WORK	AMOUNT PAID	SIGNATURE
1. Mesa Contracting, LLC - Site work & piping - \$			
2. Premium Gutters, Inc - gutter installation - \$			
3. H&H Electrical Contractors, LLC - electrical & instrumentation - \$			
4. Iseler Demolition, Inc - demolition - \$ 24,704.55		\$633.45 retainage due paid when paid	
5. Martin Marietta - Ready mixed concrete - \$			
6. Red Valve Company - tank mixing system - \$			
7. Texas Crane Service - mobile crane svc - \$			
8. Katy Steel - reinforcing steel - \$			
9. Blackfin Supply - ductile iron pipe & fittings - \$			
10. Joseph D Foreman Co. - ductile iron pipe & fittings - \$			
11. Fine Line Metal Fabricators - misc metals fab - \$			
12. Dayton Superior Corp. - inserts & rebar supports - \$			
13.			
14.			
15.			
16.			
17.			
18.			
19.			
20.			

  
*Thelma King*  
Financial  
Director  
6-11-22

**Bidding Requirements, Contract Forms & Conditions of the Contract**  
**Supplemental General Conditions – Section 00810**

**EXHIBIT "A"**

**LIST OF ALL SUBCONTRACTORS, LABORERS AND MATERIAL SUPPLIERS**

All subcontractors, laborers and suppliers must sign beside paid amount to acknowledge their receipt of payment in full.


NAME OF SUBCONTRACTOR LABORER OR SUPPLIER	TYPE OF WORK	AMOUNT PAID	SIGNATURE
1. Mesa Contracting, LLC - Site work & piping - \$			
2. Premium Gutters, Inc - gutter installation - \$			
3. H&H Electrical Contractors, LLC - electrical & instrumentation - \$			
4. Iseler Demolition, Inc - demolition - \$			
5. Martin Marietta - Ready mixed concrete - \$162,397.90			<i>Project 9/6/2014 JSC</i>
6. Red Valve Company - tank mixing system - \$			
7. Texas Crane Service - mobile crane svc - \$			
8. Katy Steel - reinforcing steel - \$			
9. Blackfin Supply - ductile iron pipe & fittings - \$			
10. Joseph D Foreman Co. - ductile iron pipe & fittings - \$			
11. Fine Line Metal Fabricators - misc metals fab - \$			
12. Dayton Superior Corp. - inserts & rebar supports - \$			
13. _____			
14. _____			
15. _____			
16. _____			
17. _____			
18. _____			
19. _____			
20. _____			

**Bidding Requirements, Contract Forms & Conditions of the Contract**  
**Supplemental General Conditions – Section 00810**

**EXHIBIT "A"**

**LIST OF ALL SUBCONTRACTORS, LABORERS AND MATERIAL SUPPLIERS**

All subcontractors, laborers and suppliers must sign beside paid amount to acknowledge their receipt of payment in full.

NAME OF SUBCONTRACTOR LABORER OR SUPPLIER	TYPE OF WORK	AMOUNT PAID	SIGNATURE
1. Mesa Contracting, LLC - Site work & piping - \$			
2. Premium Gutters, Inc - gutter installation - \$			
3. H&H Electrical Contractors, LLC - electrical & instrumentation - \$			
4. Iseler Demolition, Inc - demolition - \$			
5. Martin Marietta - Ready mixed concrete - \$			
6. Red Valve Company - tank mixing system - \$ 159,619.92			
7. Texas Crane Service - mobile crane svc - \$			
8. Katy Steel - reinforcing steel - \$			
9. Blackfin Supply - ductile iron pipe & fittings - \$			
10. Joseph D Foreman Co. - ductile iron pipe & fittings - \$			
11. Fine Line Metal Fabricators - misc metals fab - \$			
12. Dayton Superior Corp. - inserts & rebar supports - \$			
13. _____			
14. _____			
15. _____			
16. _____			
17. _____			
18. _____			
19. _____			
20. _____			

KEVIN A CANTZ  
CORP CONTROLLER  
RED VALVE  
COMPANY  
6/9/22

**Bidding Requirements, Contract Forms & Conditions of the Contract**  
**Supplemental General Conditions – Section 00810**

**EXHIBIT "A"**  
**LIST OF ALL SUBCONTRACTORS, LABORERS AND MATERIAL SUPPLIERS**

All subcontractors, laborers and suppliers must sign beside paid amount to acknowledge their receipt of payment in full.

NAME OF SUBCONTRACTOR LABORER OR SUPPLIER	TYPE OF WORK	AMOUNT PAID	SIGNATURE
1. Mesa Contracting, LLC - Site work & piping - \$			
2. Premium Gutters, Inc - gutter installation - \$			
3. H&H Electrical Contractors, LLC - electrical & instrumentation - \$			
4. Iseler Demolition, Inc - demolition - \$			
5. Martin Marietta - Ready mixed concrete - \$			
6. Red Valve Company - tank mixing system - \$			
7. Texas Crane Service - mobile crane svc - \$15,721.92			<i>Carol LeSage</i>
8. Katy Steel - reinforcing steel - \$			
9. Blackfin Supply - ductile iron pipe & fittings - \$			
10. Joseph D Foreman Co. - ductile iron pipe & fittings - \$			
11. Fine Line Metal Fabricators - misc metals fab - \$			
12. Dayton Superior Corp. - inserts & rebar supports - \$			
13. _____			
14. _____			
15. _____			
16. _____			
17. _____			
18. _____			
19. _____			
20. _____			



**Bidding Requirements, Contract Forms & Conditions of the Contract**  
**Supplemental General Conditions – Section 00810**

**EXHIBIT "A"**

**LIST OF ALL SUBCONTRACTORS, LABORERS AND MATERIAL SUPPLIERS**


All subcontractors, laborers and suppliers must sign beside paid amount to acknowledge their receipt of payment in full.

NAME OF SUBCONTRACTOR LABORER OR SUPPLIER	TYPE OF WORK	AMOUNT PAID	SIGNATURE
1. Mesa Contracting, LLC - Site work & piping - \$			
2. Premium Gutters, Inc - gutter installation - \$			
3. H&H Electrical Contractors, LLC - electrical & instrumentation - \$			
4. Iseler Demolition, Inc - demolition - \$			
5. Martin Marietta - Ready mixed concrete - \$			
6. Red Valve Company - tank mixing system - \$			
7. Texas Crane Service - mobile crane svc - \$			
8. Katy Steel - reinforcing steel - \$ 33,034.75			<i>Janet Adamick 5.31.2.</i>
9. Blackfin Supply - ductile iron pipe & fittings - \$			
10. Joseph D Foreman Co. - ductile iron pipe & fittings - \$			
11. Fine Line Metal Fabricators - misc metals fab - \$			
12. Dayton Superior Corp. - inserts & rebar supports - \$			
13. _____			
14. _____			
15. _____			
16. _____			
17. _____			
18. _____			
19. _____			
20. _____			

**Bidding Requirements, Contract Forms & Conditions of the Contract**  
**Supplemental General Conditions – Section 00810**

**EXHIBIT "A"**  
**LIST OF ALL SUBCONTRACTORS, LABORERS AND MATERIAL SUPPLIERS**

All subcontractors, laborers and suppliers must sign beside paid amount to acknowledge their receipt of payment in full.

NAME OF SUBCONTRACTOR LABORER OR SUPPLIER	TYPE OF WORK	AMOUNT PAID	SIGNATURE
1. Mesa Contracting, LLC - Site work & piping - \$			
2. Premium Gutters, Inc - gutter installation - \$			
3. H&H Electrical Contractors, LLC - electrical & instrumentation - \$			
4. Iseler Demolition, Inc - demolition - \$			
5. Martin Marietta - Ready mixed concrete - \$			
6. Red Valve Company - tank mixing system - \$			
7. Texas Crane Service - mobile crane svc - \$			
8. Katy Steel - reinforcing steel - \$			
9. Blackfin Supply - ductile iron pipe & fittings - \$		22,886.70	
10. Joseph D Foreman Co. - ductile iron pipe & fittings - \$			
11. Fine Line Metal Fabricators - misc metals fab - \$			
12. Dayton Superior Corp. - inserts & rebar supports - \$			
13.			
14.			
15.			
16.			
17.			
18.			
19.			
20.			

Attn Lisa Key  
972 823-  
3351

**Bidding Requirements, Contract Forms & Conditions of the Contract**  
**Supplemental General Conditions – Section 00810**

**EXHIBIT "A"**  
**LIST OF ALL SUBCONTRACTORS, LABORERS AND MATERIAL SUPPLIERS**

All subcontractors, laborers and suppliers must sign beside paid amount to acknowledge their receipt of payment in full.


NAME OF SUBCONTRACTOR LABORER OR SUPPLIER	TYPE OF WORK	AMOUNT PAID	SIGNATURE
1. Mesa Contracting, LLC - Site work & piping - \$			
2. Premium Gutters, Inc - gutter installation - \$			
3. H&H Electrical Contractors, LLC - electrical & instrumentation - \$			
4. Iseler Demolition, Inc - demolition - \$			
5. Martin Marietta - Ready mixed concrete - \$			
6. Red Valve Company - tank mixing system - \$			
7. Texas Crane Service - mobile crane svc - \$			
8. Katy Steel - reinforcing steel - \$			
9. Blackfin Supply - ductile iron pipe & fittings - \$			
10. Joseph D Foreman Co. - ductile iron pipe & fittings - \$22,204.00			<i>William D Foreman</i> PRESIDENT
11. Fine Line Metal Fabricators - misc metals fab - \$			
12. Dayton Superior Corp. - inserts & rebar supports - \$			
13. _____			
14. _____			
15. _____			
16. _____			
17. _____			
18. _____			
19. _____			
20. _____			

**Bidding Requirements, Contract Forms & Conditions of the Contract**  
**Supplemental General Conditions – Section 00810**

**EXHIBIT "A"**

**LIST OF ALL SUBCONTRACTORS, LABORERS AND MATERIAL SUPPLIERS**

All subcontractors, laborers and suppliers must sign beside paid amount to acknowledge their receipt of payment in full.

NAME OF SUBCONTRACTOR LABORER OR SUPPLIER	TYPE OF WORK	AMOUNT PAID	SIGNATURE
1. Mesa Contracting, LLC - Site work & piping - \$			
2. Premium Gutters, Inc - gutter installation - \$			
3. H&H Electrical Contractors, LLC - electrical & instrumentation - \$			
4. Iseler Demolition, Inc - demolition - \$			
5. Martin Marietta - Ready mixed concrete - \$			
6. Red Valve Company - tank mixing system - \$			
7. Texas Crane Service - mobile crane svc - \$			
8. Katy Steel - reinforcing steel - \$			
9. Blackfin Supply - ductile iron pipe & fittings - \$			
10. Joseph D Foreman Co. - ductile iron pipe & fittings - \$			
11. Fine Line Metal Fabricators - misc metals fab - \$ 124,163.00			
12. Dayton Superior Corp. - inserts & rebar supports - \$			
13. _____			
14. _____			
15. _____			
16. _____			
17. _____			
18. _____			
19. _____			
20. _____			



**Bidding Requirements, Contract Forms & Conditions of the Contract**  
**Supplemental General Conditions – Section 00810**

**EXHIBIT "A"**  
**LIST OF ALL SUBCONTRACTORS, LABORERS AND MATERIAL SUPPLIERS**

All subcontractors, laborers and suppliers must sign beside paid amount to acknowledge their receipt of payment in full.

NAME OF SUBCONTRACTOR LABORER OR SUPPLIER	TYPE OF WORK	AMOUNT PAID	SIGNATURE
1. Mesa Contracting, LLC - Site work & piping - \$			
2. Premium Gutters, Inc - gutter installation - \$			
3. H&H Electrical Contractors, LLC - electrical & instrumentation - \$			
4. Iseler Demolition, Inc - demolition - \$			
5. Martin Marietta - Ready mixed concrete - \$			
6. Red Valve Company - tank mixing system - \$			
7. Texas Crane Service - mobile crane svc - \$			
8. Katy Steel - reinforcing steel - \$			
9. Blackfin Supply - ductile iron pipe & fittings - \$			
10. Joseph D Foreman Co. - ductile iron pipe & fittings - \$			
11. Fine Line Metal Fabricators - misc metals fab - \$			
12. Dayton Superior Corp. - inserts & rebar supports - \$ 5,708.47			<b>See attached email and unconditional release</b>
13.			
14.			
15.			
16.			
17.			
18.			
19.			
20.			

**From:** [Key, Lisa](#)  
**To:** [Key, Lisa](#)  
**Subject:** RE: [External] RE: 2020-024 - Final Contractor's Affidavit Lien Waiver  
**Date:** Friday, June 17, 2022 11:52:58 AM  
**Attachments:** [image001.png](#)  
[image002.png](#)

**From:** Lien Waivers <LienWaivers@daytonsuperior.com>

**Sent:** Friday, June 17, 2022 10:46 AM

**To:** Key, Lisa <lisa.key@dntanks.com>; Domek, Adrian <Adrian.Domek@dntanks.com>

**Cc:** Poitras, Jane A. <JanePoitras@daytonsuperior.com>; Barker, NormaJean <njbarker@daytonsuperior.com>; Centeno, Vanessa L. <VanessaCenteno@daytonsuperior.com>; Uchyn, Sharon <SharonUchyn@daytonsuperior.com>; Fitzpatrick, Peter E. <PeterFitzpatrick@daytonsuperior.com>; Garrison, Corey N. <CoreyGarrison@daytonsuperior.com>

**Subject:** RE: [External] RE: 2020-024 - Bee Cave - Final Contractor's Affidavit Lien Waiver

Good morning,

Hopefully I've rounded up all interested parties on this one email as there have been multiple emails on this topic.

- Kindly note that the invoices in question have all been invoiced to DN Tanks and shipped to either DN Tanks or to Fine Line Fabrication - none to SWPKWY PHI
- SWPKWY PHI is not mentioned on the invoices anywhere
- We have no paperwork for a job named SWPKWY PHI and no ship to for SWPKWY PHI
- We have no knowledge of or control over where a customer may send product once they have it. We cannot sign legal documents saying a job somewhere is paid in full when we have no idea what may have been billed to or sent to that job. We have no invoices billed to SWPKWY PHI.
- In the future, if waivers will be needed, please be sure to let the sales rep/CSR know this at the onset so the billing can be set up with the proper job information.
- We have issued the attached release listing the 4 invoices issued to DN Tanks, and the total amount paid. That is the most we can do.

Kind regards

Laura Starr  
Dayton Superior  
Credit Department

**From:** Key, Lisa <[lisa.key@dntanks.com](mailto:lisa.key@dntanks.com)>

**Sent:** Tuesday, May 31, 2022 12:41 PM

**To:** Accounts Receivable <[AccountsReceivable@daytonsuperior.com](mailto:AccountsReceivable@daytonsuperior.com)>

**Subject:** [External] 2020-024 Austin (SWPKYWY PHI) - Final Contractor's Affidavit Lien Waiver

**CAUTION:** This email originated from outside the organization. Do not click links, open attachments or respond with internal company information unless you know the content is safe.

Good Morning,

Can you please confirm that Dayton Superior Corp was paid \$5,708.47 for services provided to DN Tanks, Inc. on the Austin, TX ( SWPKWY PHI) – 2020-024 job? If you are in agreement with the below snapshot of purchase orders paid, please sign on Line #12 of the attached Final Contractor's Affidavit Lien Waiver provided by the Owner as part of our final closeout documentation.

DN Tanks, Inc. Check Register Detail History Report Sorted by Check Number									
Check Number	Check Date	Vendor	Invoice/Credit Number	Type	Job	Invoice/Credit Amount	Invoice Date	Discount Amount	Retention Paid
9435	10/07/20	DAY0002	Dayton Superior Corp			Cost center: 20XXBALSHT			
			1889957		2020-024	1,173.59	09/11/20		1,173.59
					Check total:	1,173.59		0.00	0.00
10366	10/28/20	DAY0002	Dayton Superior Corp			Cost center: 20XXBALSHT			
			1894462		2020-024	2,442.56	09/28/20		2,442.56
			1894521		2020-024	1,811.23	09/28/20		1,811.23
			1894754		2020-024	281.09	09/29/20		281.09
					Check total:	4,534.88		0.00	0.00
of Checks: 2						Report total:	5,708.47	0.00	0.00
DN Tanks, Inc. Purchase Order Status Report Summary by Vendor									
Item Code	Item Description	Status	Special Instructions	Ordered Amount	Received Amount	Remaining Amount			
Vendor: DAY0002	Dayton Superior Corp								
P.O. Number: 10998	Ship-to job: 2020-024		Order date: 08/25/20						
DAY0002	Dayton Superior Corp	Open	Rec'd date: 09/30/20	ADRIAN DOMEK 972-974-0036					
				P.O. totals:	4,534.88	4,534.88			0.00
P.O. Number: 11145	Ship-to job: 2020-024		Order date: 08/31/20						
DAY0002	Dayton Superior Corp	Open	Rec'd date: 09/16/20						
				P.O. totals:	1,045.44	1,173.59			0.00
				Vendor DAY0002 totals:	5,580.32	5,708.47			0.00
End of report 10 records				Report totals:	5,580.32	5,708.47			0.00

Thank you,

**Lisa Key** | Project Accountant  
**DN TANKS | Generations Strong**  
410 East Trinity, Boulevard, Grand Prairie, TX 75050

STATE OF ILLINOIS

COUNTY OF COOK

TO ALL WHOM IT MAY CONCERN:

The undersigned has received payment in the sum of **\$5,708.47** for labor, services, equipment, or material furnished to **DN Tanks, Inc.** for Invoices 1889957, 1894462, 1894521 and 1894754. The invoices listed have been paid in full, and nothing more is owed for these 4 invoices.

This document waives and releases any and all mechanics lien, stop notice, or bond right that the undersigned has on the above referenced invoices to the following extent: this release covers payment for services, equipment, or a material furnished on the above listed invoices only, and does not cover any retentions retained before or after the invoice dates; extras furnished before the invoice dates for which payment has not been received; extras or items furnished on any invoices not listed. This releases any mechanic's lien, stop notice, or bond right on the listed invoices, and shall not otherwise affect the contracts rights, including rights between parties as noted in the terms and conditions on each invoice, or the right of the undersigned to recover compensation for furnished labor, services, equipment, or material on invoices not listed on this release.

The signer of this document warrants that she is duly authorized to do so on behalf of Dayton Superior Corporation.

GIVEN under its hand and seal this 17<sup>th</sup> day of June 2022

Dayton Superior Corporation


By: 

Sharon Uchyn

A/R Manager

SWORN TO and subscribed before me this 17<sup>th</sup> day of June 2022

My commission expires: 05/24/2025

  
Laura Starr, Notary Public

**CONSENT OF  
SURETY COMPANY  
TO FINAL PAYMENT**

AIA DOCUMENT G707 Bond No. 30101978

Owner ☐  
Architect ☐  
Contractor ☐  
Surety ☐  
Other ☐

**PROJECT:**

(name, address) Austin (West Travis County PUA SW Pkwy GST No. 2) SW Pkwy PH I, Austin, TX,

**TO: (Owner)**

West Travis County Public Utility Agency  
12117 Bee Cave Road  
Austin, TX 78738

**ARCHITECT'S PROJECT NO:**

**CONTRACT FOR:** Ground Storage Tank

**CONTRACT DATE:** July 27, 2020

**CONTRACTOR:**

DN Tanks, Inc.  
11 Teal Road  
Wakefield, MA 01880-1292

In accordance with the provisions of the Contract between the Owner and the Contractor as indicated above, the  
**Continental Casualty Company**  
**CNA Surety, 53 State Street**  
**Boston, Massachusetts 02109**

**SURETY COMPANY**

on bond of (here insert name and address of Contractor)

**DN Tanks, Inc.**  
**11 Teal Road**  
**Wakefield, Massachusetts 01880-1292**

**CONTRACTOR,**

hereby approves of the final payment to the Contractor, and agrees that final payment to the Contractor shall not  
relieve the Surety Company of any of its obligations to (here insert name and address of Owner)

**West Travis County Public Utility Agency**  
**12117 Bee Cave Road**  
**Austin, Texas 78738**


**OWNER,**

as set forth in the said Surety Company's bond.

**IN WITNESS WHEREOF,**

the Surety Company has hereunto set its hand this **21st** day of **April,** **2022**

Surety Company  
**Continental Casualty Company**

  
Signature of Authorized Representative

Attest:  
(Seal)



**Donna M. Robie - Attorney-In-Fact**  
Title

NOTE: This form is to be used as a companion document to AIA DOCUMENT G706, CONTRACTOR'S AFFIDAVIT OF PAYMENT OF DEBTS AND CLAIMS, Current Edition

## POWER OF ATTORNEY APPOINTING INDIVIDUAL ATTORNEY-IN-FACT

**Know All Men By These Presents**, That Continental Casualty Company, an Illinois insurance company, National Fire Insurance Company of Hartford, an Illinois insurance company, and American Casualty Company of Reading, Pennsylvania, a Pennsylvania insurance company (herein called "the CNA Companies"), are duly organized and existing insurance companies having their principal offices in the City of Chicago, and State of Illinois, and that they do by virtue of the signatures and seals herein affixed hereby make, constitute and appoint

**Frank J Smith, Donna M Robie, Christina D Hickey, Ellen J Young, Mark L Kingston, Ruth Ann Silverman, Ginette R Tentindo, John F Koegel, Tara L Clifford, Individually**

of Natick, MA, their true and lawful Attorney(s)-in-Fact with full power and authority hereby conferred to sign, seal and execute for and on their behalf bonds, undertakings and other obligatory instruments of similar nature

### - In Unlimited Amounts -

and to bind them thereby as fully and to the same extent as if such instruments were signed by a duly authorized officer of their insurance companies and all the acts of said Attorney, pursuant to the authority hereby given is hereby ratified and confirmed.

This Power of Attorney is made and executed pursuant to and by authority of the By-Law and Resolutions, printed on the reverse hereof, duly adopted, as indicated, by the Boards of Directors of the insurance companies.

**In Witness Whereof**, the CNA Companies have caused these presents to be signed by their Vice President and their corporate seals to be hereto affixed on this 22nd day of June, 2021.



Continental Casualty Company  
National Fire Insurance Company of Hartford  
American Casualty Company of Reading, Pennsylvania

Paul T. Bruflat Vice President

State of South Dakota, County of Minnehaha, ss:

On this 22nd day of June, 2021, before me personally came Paul T. Bruflat to me known, who, being by me duly sworn, did depose and say: that he resides in the City of Sioux Falls, State of South Dakota; that he is a Vice President of Continental Casualty Company, an Illinois insurance company, National Fire Insurance Company of Hartford, an Illinois insurance company, and American Casualty Company of Reading, Pennsylvania, a Pennsylvania insurance company described in and which executed the above instrument; that he knows the seals of said insurance companies; that the seals affixed to the said instrument are such corporate seals; that they were so affixed pursuant to authority given by the Boards of Directors of said insurance companies and that he signed his name thereto pursuant to like authority, and acknowledges same to be the act and deed of said insurance companies.



My Commission Expires March 2, 2026

M. Bent Notary Public

### CERTIFICATE

I, D. Johnson, Assistant Secretary of Continental Casualty Company, an Illinois insurance company, National Fire Insurance Company of Hartford, an Illinois insurance company, and American Casualty Company of Reading, Pennsylvania, a Pennsylvania insurance company do hereby certify that the Power of Attorney herein above set forth is still in force, and further certify that the By-Law and Resolution of the Board of Directors of the insurance companies printed on the reverse hereof is still in force. In testimony whereof I have hereunto subscribed my name and affixed the seal of the said insurance companies this 21st day of April, 2022.



Continental Casualty Company  
National Fire Insurance Company of Hartford  
American Casualty Company of Reading, Pennsylvania

D. Johnson Assistant Secretary

Form F6853-4/2012

Go to [www.cnasurety.com](http://www.cnasurety.com) > Owner / Obligee Services > Validate Bond Coverage, if you want to verify bond authenticity.

## MAINTENANCE BOND

KNOW ALL PERSONS BY THESE PRESENTS, That we DN Tanks, Inc.

11 Teal Road, Wakefield, MA 01880

referred to as the Principal, and Continental Casualty Company

as Surety, are held and firmly bound unto West Travis County Public Utility Agency

of San Antonio, Bexar County, Texas

referred to as the Obligee, in the sum of Three Million Two Hundred Forty Three Thousand Sixty Eight and 86/100

Dollars (\$ 3,243,068.86 ), for the payment of which we bind ourselves, our legal representatives, successors and assigns, jointly and severally, firmly by these presents.

WHEREAS, the said Principal entered into a contract with the West Travis County Public Utility Agency

July 27

2020

WTCPUA Southwest Parkway GST

dated

WHEREAS, said contract provides that the Principal will furnish a bond conditioned to guarantee for the period of one (1st) year(s) after approval of the final estimate on said job, by the owner, against all defects in workmanship and materials which may become apparent during said period, and

WHEREAS, the said contract has been completed, and was approved on March 23, 2022

NOW, THEREFORE, THE CONDITION OF THIS OBLIGATION IS SUCH that, if the Principal shall indemnify the Oblige for all loss that the Oblige may sustain by reason of any defective materials or workmanship which become apparent during the period of one (1st) year(s) from and after \_\_\_\_\_ then this obligation shall be void, otherwise to remain in full force and effect.

SIGNED, SEALED AND DATED this 21st day of April, 2022

DN Tanks, Inc.

(Principal)

By \_\_\_\_\_ (Seal)

Continental Casualty Company

(Surety)

By Donna M. Robie

Attorney-in-Fact

## POWER OF ATTORNEY APPOINTING INDIVIDUAL ATTORNEY-IN-FACT

**Know All Men By These Presents**, That Continental Casualty Company, an Illinois insurance company, National Fire Insurance Company of Hartford, an Illinois insurance company, and American Casualty Company of Reading, Pennsylvania, a Pennsylvania insurance company (herein called "the CNA Companies"), are duly organized and existing insurance companies having their principal offices in the City of Chicago, and State of Illinois, and that they do by virtue of the signatures and seals herein affixed hereby make, constitute and appoint

**Frank J Smith, Donna M Robie, Christina D Hickey, Ellen J Young, Mark L Kingston, Ruth Ann Silverman, Ginette R Tentindo, John F Koegel, Tara L Clifford, Individually**


of Natick, MA, their true and lawful Attorney(s)-in-Fact with full power and authority hereby conferred to sign, seal and execute for and on their behalf bonds, undertakings and other obligatory instruments of similar nature

### - In Unlimited Amounts -

and to bind them thereby as fully and to the same extent as if such instruments were signed by a duly authorized officer of their insurance companies and all the acts of said Attorney, pursuant to the authority hereby given is hereby ratified and confirmed.

This Power of Attorney is made and executed pursuant to and by authority of the By-Law and Resolutions, printed on the reverse hereof, duly adopted, as indicated, by the Boards of Directors of the insurance companies.

**In Witness Whereof**, the CNA Companies have caused these presents to be signed by their Vice President and their corporate seals to be hereto affixed on this 22nd day of June, 2021.

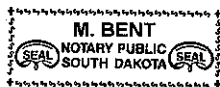


Continental Casualty Company  
National Fire Insurance Company of Hartford  
American Casualty Company of Reading, Pennsylvania

Paul T. Bruflat Vice President

State of South Dakota, County of Minnehaha, ss:

On this 22nd day of June, 2021, before me personally came Paul T. Bruflat to me known, who, being by me duly sworn, did depose and say: that he resides in the City of Sioux Falls, State of South Dakota; that he is a Vice President of Continental Casualty Company, an Illinois insurance company, National Fire Insurance Company of Hartford, an Illinois insurance company, and American Casualty Company of Reading, Pennsylvania, a Pennsylvania insurance company described in and which executed the above instrument; that he knows the seals of said insurance companies; that the seals affixed to the said instrument are such corporate seals; that they were so affixed pursuant to authority given by the Boards of Directors of said insurance companies and that he signed his name thereto pursuant to like authority, and acknowledges same to be the act and deed of said insurance companies.



My Commission Expires March 2, 2026

M. Bent Notary Public

### CERTIFICATE

I, D. Johnson, Assistant Secretary of Continental Casualty Company, an Illinois insurance company, National Fire Insurance Company of Hartford, an Illinois insurance company, and American Casualty Company of Reading, Pennsylvania, a Pennsylvania insurance company do hereby certify that the Power of Attorney herein above set forth is still in force, and further certify that the By-Law and Resolution of the Board of Directors of the insurance companies printed on the reverse hereof is still in force. In testimony whereof I have hereunto subscribed my name and affixed the seal of the said insurance companies this 21st day of April, 2022.



Continental Casualty Company  
National Fire Insurance Company of Hartford  
American Casualty Company of Reading, Pennsylvania

D. Johnson Assistant Secretary

Form F6853-4/2012

Go to [www.cnasurety.com](http://www.cnasurety.com) > Owner / Obligee Services > Validate Bond Coverage, if you want to verify bond authenticity.